

GamaLife Multinvest Agenti

Linea Moderata

	Peso	ISIN	Divisa	Rendimenti Annualizzati			
				Dato: Rendimento			
				1 Anno	2 Anni	3 Anni	
PIMCO GIS Income Instl EURH Acc	17,99%	IE00B80G9288	Euro				
Robeco Euro SDG Credits I EUR Cap	17,97%	LU0503372780	Euro				
Schroder ISF Glb Clmt Chg Eq C Acc EUR H	13,12%	LU2276581001	Euro				
Jupiter Dynamic Bond I EUR Acc	9,04%	LU0853555893	Euro				
DWS Invest ESG Euro Bonds (Short) TFC	8,98%	LU1663869268	Euro				
PIMCO GIS Divers Inc Instl EURH Acc	8,98%	IE00B1JC0H05	Euro				
UBS (Lux) ES USA Growth \$ EUR H Q-acc	8,93%	LU0508198768	Euro				
Nordea 1 - Eur HY Sust Str Bond BI EUR	5,99%	LU1927799012	Euro	Gamalife Multinvest Agenti Moderata	3,12	5,23	6,28
Ninety One GSF European Eq I Acc EUR	5,00%	LU0386383433	Euro				
PIMCO GIS Em Mkts Bd ESG Ins EUR H Acc	3,99%	IE00BDSTPS26	Euro				

Linea Bilanciata ESG

	Peso	ISIN	Divisa	Rendimenti Annualizzati			
				Dato: Rendimento			
				1 Anno	2 Anni	3 Anni	
Schroder ISF Glb Clmt Chg Eq C Acc EUR H	20,17%	LU2276581001	Euro				
BSF ESG Fixed Income Strategies A2 EUR	19,92%	LU0438336264	Euro				
UBS (Lux) ES USA Growth \$ EUR H Q-acc	13,88%	LU0508198768	Euro				
DWS Invest Corporate Green Bonds TFC	11,97%	LU1956017633	Euro				
DWS Invest ESG Euro Bonds (Short) TFC	7,98%	LU1663869268	Euro				
Ninety One GSF European Eq I Acc EUR	6,99%	LU0386383433	Euro				
Robeco Global SDG Credits IH € Cap	5,99%	LU1811861431	Euro				
Nordea 1 - Eur HY Sust Str Bond BI EUR	5,99%	LU1927799012	Euro	GamaLife Multinvest Agenti ESG	4,22	6,94	8,56
PIMCO GIS Em Mkts Bd ESG Ins EUR H Acc	3,99%	IE00BDSTPS26	Euro				
RBC Funds (Lux) - EM Eq O EUR Acc	3,11%	LU1662744868	Euro				

Linea Dinamica

	Peso	ISIN	Divisa	Rendimenti Annualizzati			
				Dato: Rendimento			
				1 Anno	2 Anni	3 Anni	
Schroder ISF Glb Clmt Chg Eq C Acc EUR H	22,16%	LU2276581001	Euro				
UBS (Lux) ES USA Growth \$ EUR H Q-acc	19,81%	LU0508198768	Euro				
Ninety One GSF European Eq I Acc EUR	11,98%	LU0386383433	Euro				
PIMCO GIS Income Instl EURH Acc	9,98%	IE00B80G9288	Euro				
Nordea 1 - Eur HY Sust Str Bond BI EUR	7,97%	LU1927799012	Euro				
DWS Invest ESG Euro Bonds (Short) TFC	7,97%	LU1663869268	Euro				
PIMCO GIS Em Mkts Bd ESG Ins EUR H Acc	5,98%	IE00BDSTPS26	Euro	Gamalife Multinvest Agenti Dinamica	1,95	5,91	8,33
Jupiter Dynamic Bond I EUR Acc	5,02%	LU0853555893	Euro				
Robeco Euro SDG Credits I EUR Cap	4,98%	LU0503372780	Euro				
RBC Funds (Lux) - EM Eq O EUR Acc	4,14%	LU1662744868	Euro				

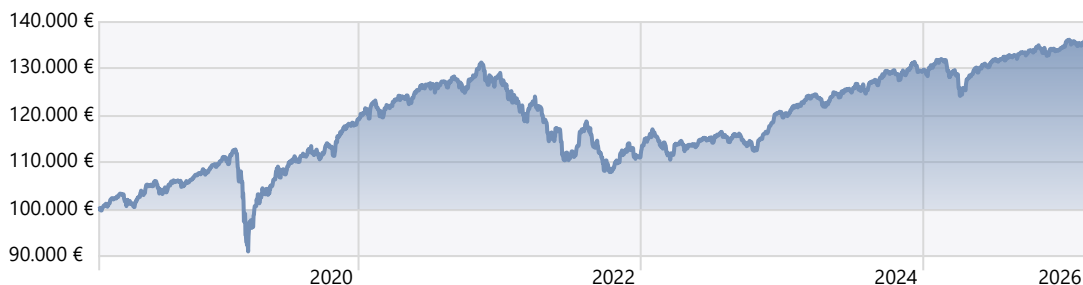
GamaLife MultInvest Agenti - Linea Moderata

Informazioni Generali

	Peso	Isin	Divisa	Lancio
PIMCO GIS Income Instl EURH Acc	17,99%	IE00B80G9288	Euro	30/11/2012
Robeco Euro SDG Credits I EUR Cap	17,97%	LU0503372780	Euro	18/05/2010
Schroder ISF Glb Clmt Chg Eq C Acc EUR H	13,12%	LU2276581001	Euro	14/01/2021
Jupiter Dynamic Bond I EUR Acc	9,04%	LU0853555893	Euro	05/12/2012
DWS Invest ESG Euro Bonds (Short) TFC	8,98%	LU1663869268	Euro	05/12/2017
PIMCO GIS Divers Inc Instl EURH Acc	8,98%	IE00B1JC0H05	Euro	14/02/2007
UBS (Lux) ES USA Growth \$ EUR H Q-acc	8,93%	LU0508198768	Euro	06/05/2010
Nordea 1 - Eur HY Sust Str Bond BI EUR	5,99%	LU1927799012	Euro	15/01/2019
Ninety One GSF European Eq I Acc EUR	5,00%	LU0386383433	Euro	29/04/2014
PIMCO GIS Em Mkts Bd ESG Ins EUR H Acc	3,99%	IE00BDSTPS26	Euro	16/10/2013

Total Return

Time Period: 01/03/2019 to 28/02/2026

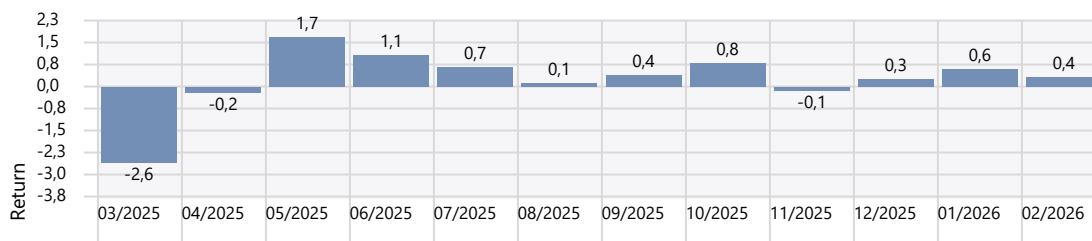


Statistiche 1 Anno

Orizzonte Temporale: 01/03/2025 to 28/02/2026

Standard Deviation	4,10
Rendimento	3,12
Indice di Sharpe	0,31
Indice di Sortino	0,34
Best Month %	1,70
Worst Month %	-2,59
Best Quarter %	2,53
Worst Quarter %	1,00

Rendimento Mensile



Statistiche 2 Anni

Orizzonte Temporale: 01/03/2024 to 28/02/2026

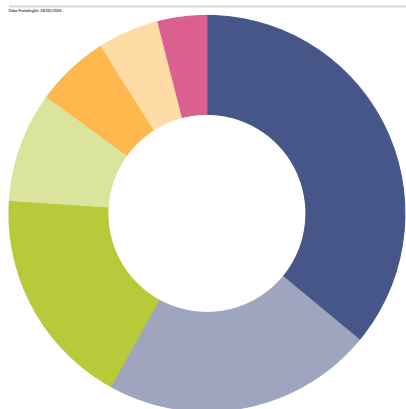
Standard Deviation	3,96
Rendimento annualizzato	5,23
Indice di Sharpe	0,73
Indice di Sortino	0,84
Best Month %	2,08
Worst Month %	-2,59
Best Quarter %	3,31
Worst Quarter %	-0,78

	Jan	Feb	Mar	Apr	May	Jun	Jul	Aug	Sep	Oct	Nov	Dec	Year
2026	0,60	0,37											0,97
2025	1,24	0,61	-2,59	-0,23	1,70	1,06	0,68	0,11	0,44	0,81	-0,11	0,30	4,02
2024	0,63	1,01	1,42	-1,65	1,20	1,05	1,15	0,75	1,39	-1,43	2,08	-0,59	7,14
2023	4,00	-2,01	0,51	-0,30	0,60	1,03	1,07	-0,50	-1,49	-1,00	3,66	3,02	8,73
2022	-3,40	-1,79	0,37	-2,77	-1,69	-5,60	5,47	-2,33	-4,91	1,80	3,35	-2,47	-13,64
2021	0,16	0,41	1,80	1,32	0,98	1,23	0,04	0,92	-1,83	2,44	-0,80	1,05	7,92
2020	0,54	-3,37	-7,92	6,56	2,31	1,76	1,71	1,90	-0,40	-0,31	5,10	1,77	9,25
2019				1,86	-2,53	2,85	1,83	-0,13	0,81	0,37	1,64	0,75	





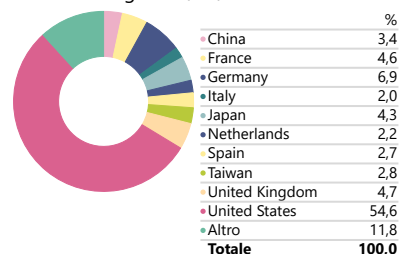
Asset Allocation



	%
Global Flexible Bond - EUR Hedged	36,0
Altre Azioni	22,0
EUR Corporate Bond	18,0
EUR Diversified Bond - Short Term	9,0
EUR High Yield Bond	6,0
Azionari Europa Large-Cap Blend	5,0
Global Emerging Markets Bond - EUR Hedged	4,0
Totale	100,0

Equity Country - Top 10

Data Portafoglio: 28/02/2026



Equity Investment Style

	Valore	Blend	Crescita	Market Cap Breakdown	
Large	17,3	40,9	24,8	Giant	44,98
	1,6	11,3	3,8	Large	32,10
Mid				Mid	20,41
Small	0,1	0,1	0,1	Small	2,45
				Micro	0,06

Fixed Income Investment Style

Morningstar Fixed Income Style Box™

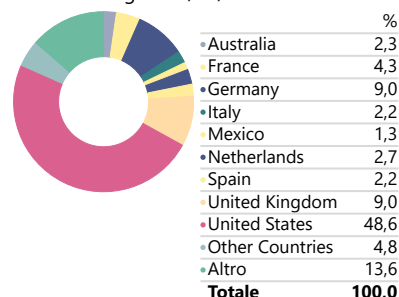


Average Eff Maturity (Yrs)

Qualita' del Credito media

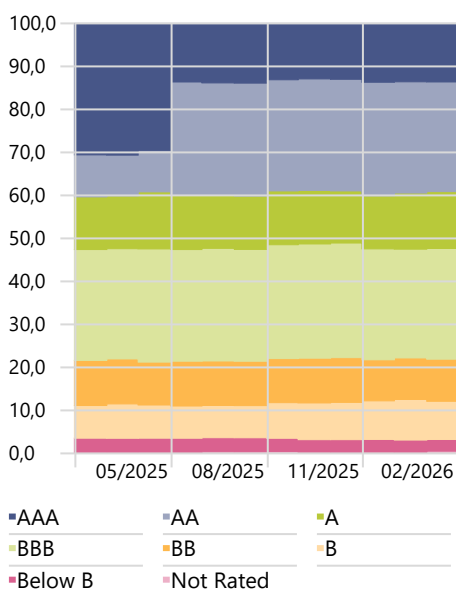
Fixed Income Country - Top 10

Data Portafoglio: 28/02/2026



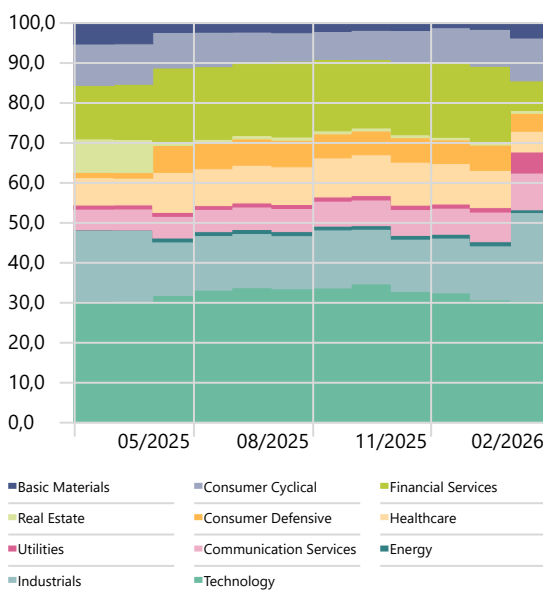
Qualità del credito

Time Period: 01/03/2025 to 28/02/2026



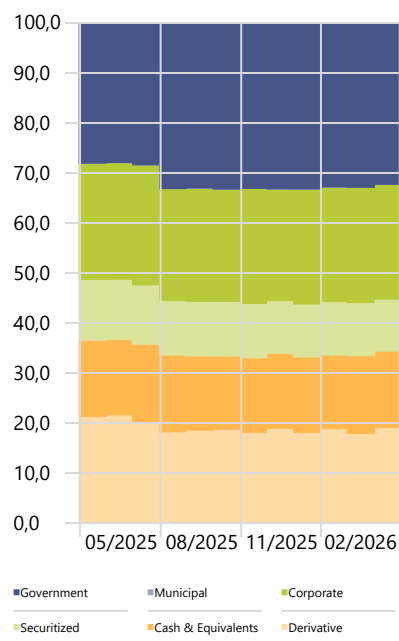
Settori Equity

Time Period: 01/03/2025 to 28/02/2026



Settori Fixed Income

Time Period: 01/03/2025 to 28/02/2026



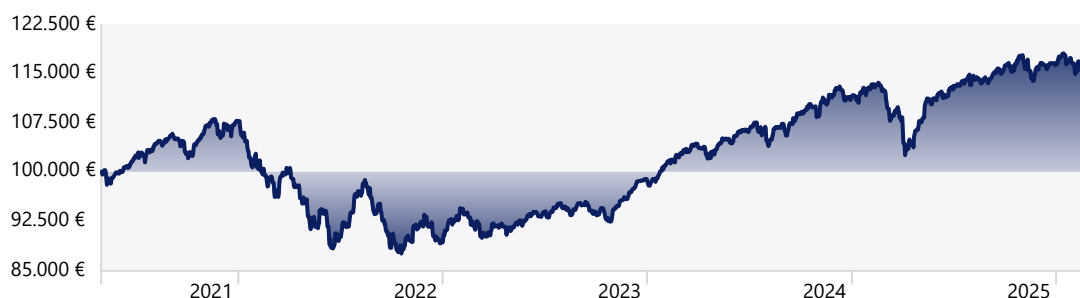
GamaLife MultInvest Agenti - Linea Bilanciata ESG

Informazioni Generali

	Peso	Isin	Divisa	Lancio
Schroder ISF Glb Clmt Chg Eq C Acc EUR H	20,17%	LU2276581001	Euro	14/01/2021
BSF ESG Fixed Income Strategies A2 EUR	19,92%	LU0438336264	Euro	30/09/2009
UBS (Lux) ES USA Growth \$ EUR H Q-acc	13,88%	LU0508198768	Euro	06/05/2010
DWS Invest Corporate Green Bonds TFC	11,97%	LU1956017633	Euro	15/03/2019
DWS Invest ESG Euro Bonds (Short) TFC	7,98%	LU1663869268	Euro	05/12/2017
Ninety One GSF European Eq I Acc EUR	6,99%	LU0386383433	Euro	29/04/2014
Robeco Global SDG Credits IH € Cap	5,99%	LU1811861431	Euro	16/05/2018
Nordea 1 - Eur HY Sust Str Bond BI EUR	5,99%	LU1927799012	Euro	15/01/2019
PIMCO GIS Em Mkts Bd ESG Ins EUR H Acc	3,99%	IE00BDSTPS26	Euro	16/10/2013
RBC Funds (Lux) - EM Eq O EUR Acc	3,11%	LU1662744868	Euro	30/08/2017

Total Return

Time Period: 30/04/2021 to 28/02/2026

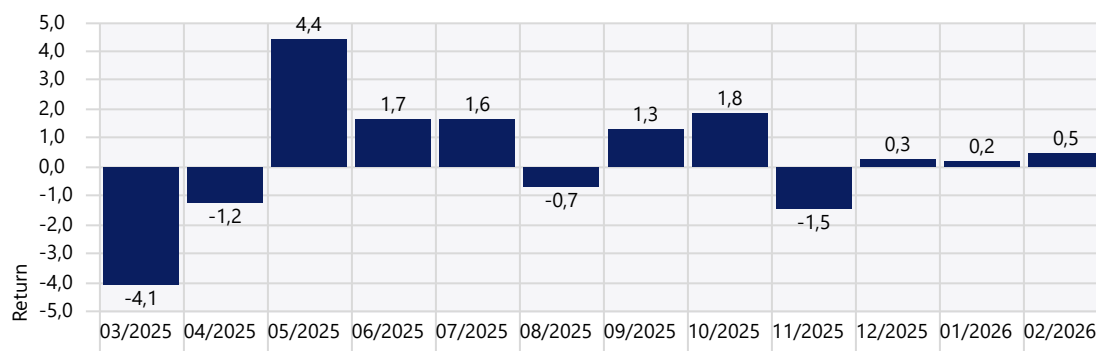


Statistiche 1 Anno

Orizzonte Temporale: 01/03/2025 to 28/02/2026

Standard Deviation	6,98
Rendimento	4,22
Indice di Sharpe	0,39
Indice di Sortino	0,43
Best Month %	4,40
Worst Month %	-4,07
Best Quarter %	4,81
Worst Quarter %	0,67

Rendimento Mensile



Statistiche 2 Anni

Orizzonte Temporale: 01/03/2024 to 28/02/2026

Standard Deviation	6,18
Rendimento annualizzato	6,94
Indice di Sharpe	0,80
Indice di Sortino	0,91
Best Month %	4,40
Worst Month %	-4,07
Best Quarter %	4,81
Worst Quarter %	-3,04

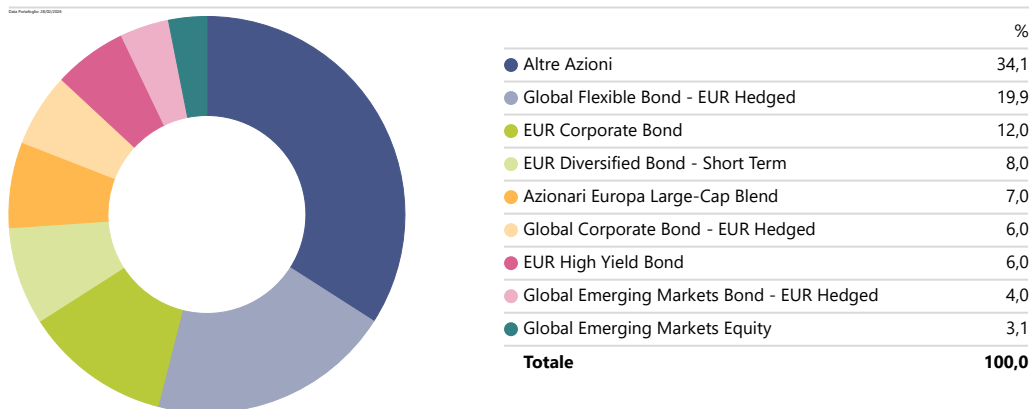
	Jan	Feb	Mar	Apr	May	Jun	Jul	Aug	Sep	Oct	Nov	Dec	Year
2026	0,21	0,50											0,71
2025	1,51	-0,42	-4,07	-1,25	4,40	1,66	1,64	-0,68	1,27	1,84	-1,45	0,30	4,60
2024	1,47	2,01	1,84	-1,32	1,39	1,87	0,53	0,43	1,34	-0,40	3,09	-0,48	12,34
2023	4,33	-1,74	0,65	-0,60	1,36	1,13	1,51	-0,08	-1,24	-1,18	3,77	2,64	10,84
2022	-5,08	-2,92	0,56	-4,57	-1,31	-4,78	7,96	-2,60	-5,99	1,96	3,65	-4,52	-17,11
2021					-0,15	2,14	1,14	1,93	-2,28	2,88	-0,32	2,19	



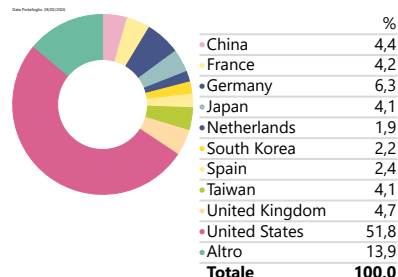
GamaLife MultiInvest Agenti - Linea Bilanciata ESG



Asset Allocation




Equity Country - Top 10



Equity Investment Style

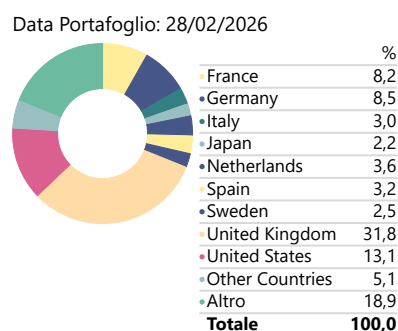
	Valore	Blend	Crescita	Market Cap Breakdown	
Large	7,6	31,5	35,1	Giant	46,92
				Large	31,48
				Mid	19,31
Mid	2,2	8,7	12,8	Small	2,29
				Micro	0,00
Small	0,0	1,1	1,0		

Fixed Income Investment Style

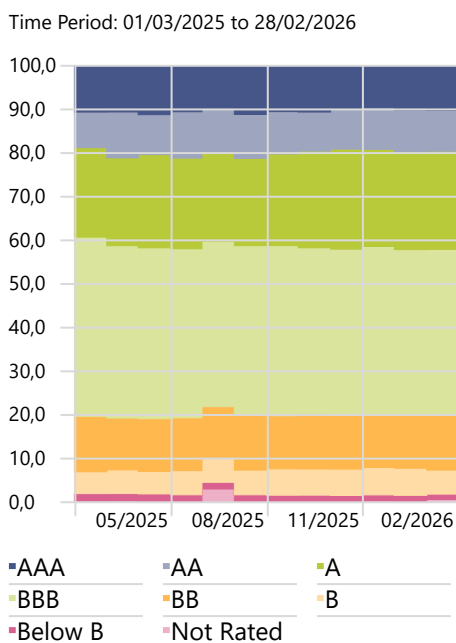


Average Eff Maturity (Yrs) A
 Qualita' del Credito media

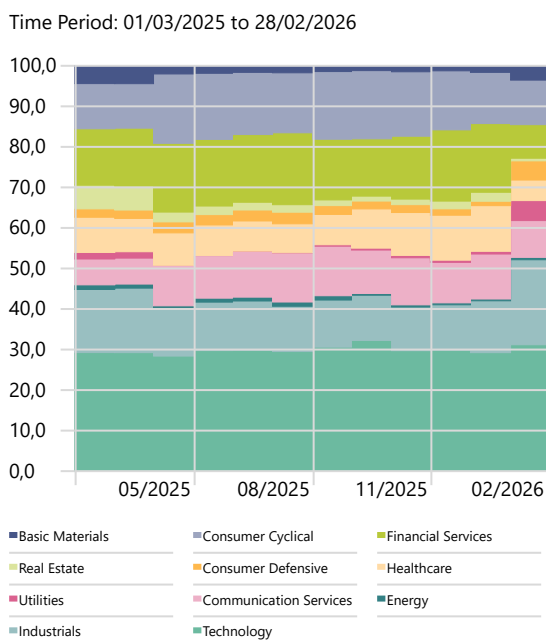
Fixed Income Country - Top 10



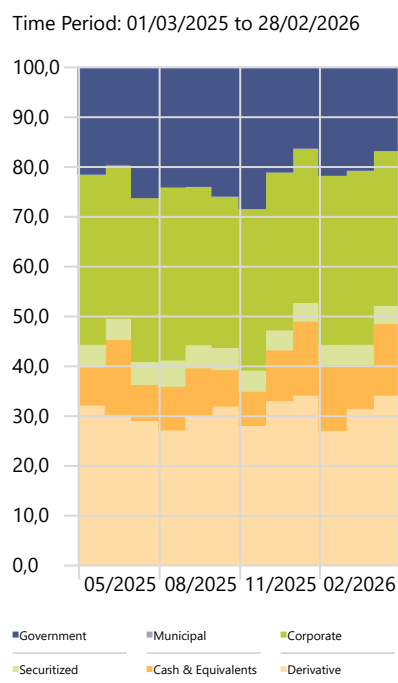
Qualità del credito



Settori Equity



Settori Fixed Income

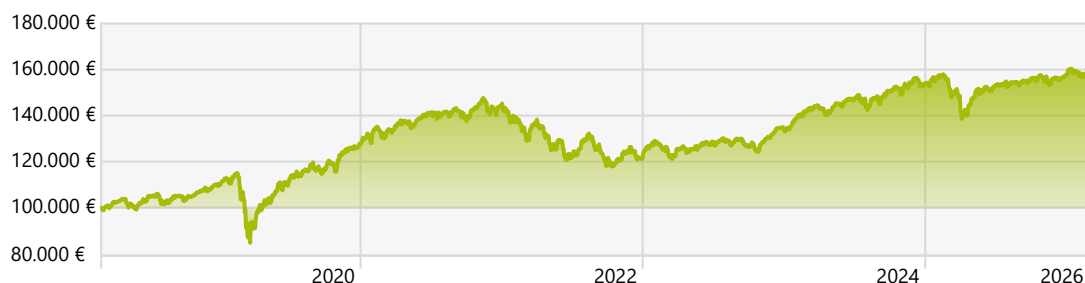


Informazioni Generali

	Peso	Isin	Divisa	Lancio
Schroder ISF Glb Clmt Chg Eq C Acc EUR H	22,16%	LU2276581001	Euro	14/01/2021
UBS (Lux) ES USA Growth \$ EUR H Q-acc	19,81%	LU0508198768	Euro	06/05/2010
Ninety One GSF European Eq I Acc EUR	11,98%	LU0386383433	Euro	29/04/2014
PIMCO GIS Income Instl EURH Acc	9,98%	IE00B80G9288	Euro	30/11/2012
Nordea 1 - Eur HY Sust Str Bond BI EUR	7,97%	LU1927799012	Euro	15/01/2019
DWS Invest ESG Euro Bonds (Short) TFC	7,97%	LU1663869268	Euro	05/12/2017
PIMCO GIS Em Mkts Bd ESG Ins EUR H Acc	5,98%	IE00BDSTPS26	Euro	16/10/2013
Jupiter Dynamic Bond I EUR Acc	5,02%	LU0853555893	Euro	05/12/2012
Robeco Euro SDG Credits I EUR Cap	4,98%	LU0503372780	Euro	18/05/2010
RBC Funds (Lux) - EM Eq O EUR Acc	4,14%	LU1662744868	Euro	30/08/2017

Total Return

Time Period: 01/03/2019 to 28/02/2026

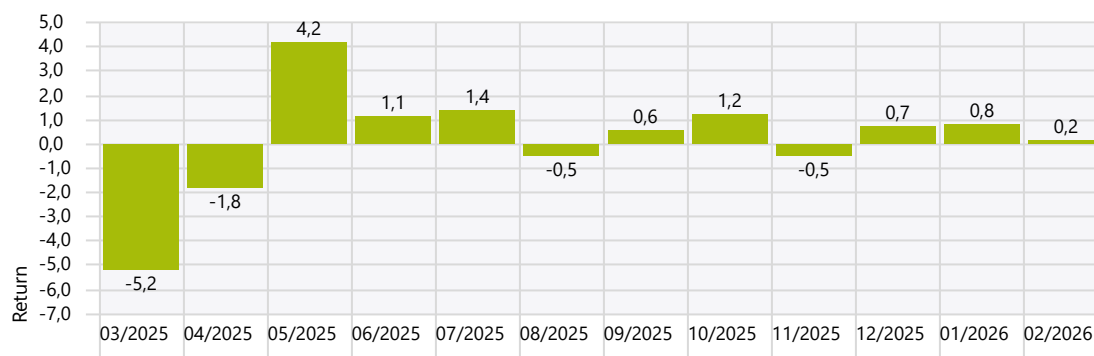


Statistiche 1 Anno

Orizzonte Temporale: 01/03/2025 to 28/02/2026

Standard Deviation	8,23
Rendimento	1,95
Indice di Sharpe	0,03
Indice di Sortino	0,03
Best Month %	4,15
Worst Month %	-5,19
Best Quarter %	3,40
Worst Quarter %	1,47

Rendimento Mensile



Statistiche 2 Anni

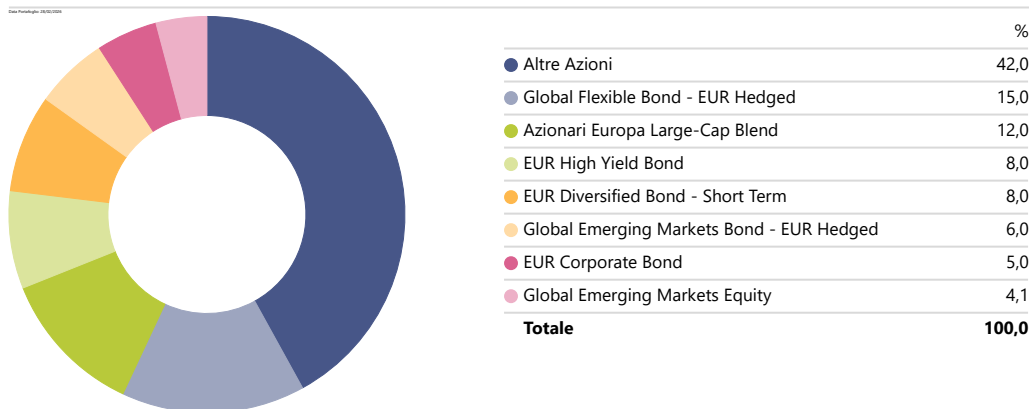
Orizzonte Temporale: 01/03/2024 to 28/02/2026

Standard Deviation	7,50
Rendimento annualizzato	5,91
Indice di Sharpe	0,52
Indice di Sortino	0,58
Best Month %	4,15
Worst Month %	-5,19
Best Quarter %	3,40
Worst Quarter %	-3,64

	Jan	Feb	Mar	Apr	May	Jun	Jul	Aug	Sep	Oct	Nov	Dec	Year
2026	0,82	0,16											0,98
2025	2,22	-0,57	-5,19	-1,81	4,15	1,10	1,40	-0,51	0,59	1,23	-0,47	0,74	2,62
2024	1,95	2,83	2,05	-2,01	1,63	2,17	0,33	0,61	1,37	-0,91	3,47	-0,63	13,47
2023	4,93	-1,95	0,55	-0,16	1,03	1,69	1,16	-0,36	-1,93	-1,61	4,69	2,95	11,25
2022	-3,75	-2,85	0,71	-3,25	-1,41	-6,08	6,05	-2,21	-6,26	2,46	4,35	-4,09	-15,89
2021	0,17	1,85	2,59	2,33	0,78	1,98	-0,48	1,60	-2,67	3,47	-1,53	2,16	12,75
2020	0,92	-6,16	-9,55	9,67	4,32	3,02	2,93	3,29	-0,77	-0,81	7,57	2,69	16,69
2019				2,71	-4,24	3,68	1,86	-1,19	1,15	0,51	2,75	0,93	




Asset Allocation



Equity Investment Style

	Valore	Blend	Crescita	Market Cap Breakdown	
Large	16,8	41,3	26,3	Giant	48,15
	1,6	9,6	4,0	Large	31,16
	0,0	0,1	0,2	Mid	18,68
Mid				Small	1,99
Small				Micro	0,02

Fixed Income Investment Style

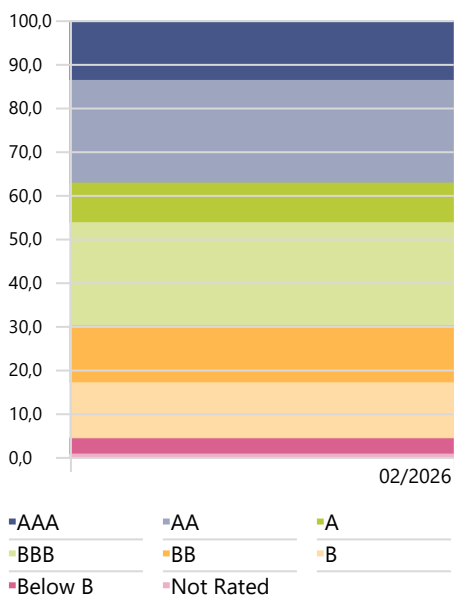


Average Eff Maturity (Yrs)

Qualita' del Credito media

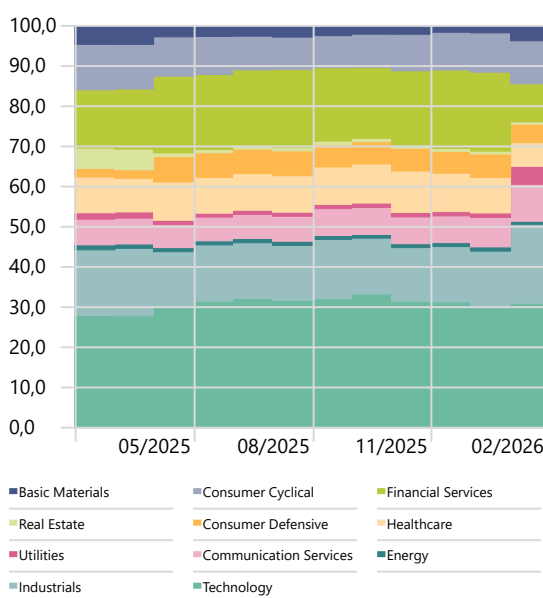
Qualità del credito

Time Period: 01/02/2026 to 28/02/2026



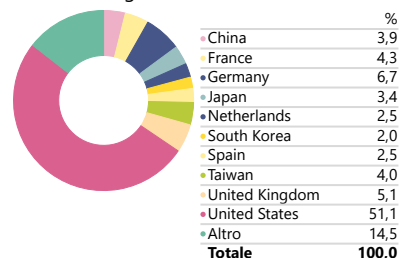
Settori Equity

Time Period: 01/03/2025 to 28/02/2026



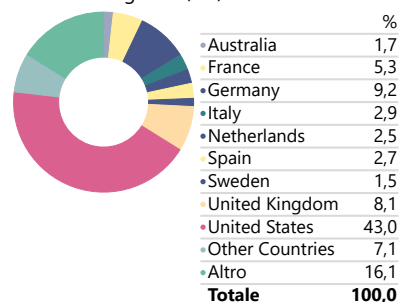
Equity Country - Top 10

Data Portafoglio: 28/02/2026



Fixed Income Country - Top 10

Data Portafoglio: 28/02/2026



Settori Fixed Income

Time Period: 01/03/2025 to 28/02/2026

