

GamaLife Multinvest Agenti

Linea Moderata

	Peso	ISIN	Divisa	Rendimenti Annualizzati		
				Dato: Rendimento		
				1 Anno	2 Anni	3 Anni
PIMCO GIS Income Instl EURH Acc	18,25%	IE00B80G9288	Euro			
Robeco Euro SDG Credits I EUR Cap	17,57%	LU0503372780	Euro			
MS INVF Global Quality ZH EUR	12,01%	LU0955011761	Euro			
JPM US Select Equity Plus C (acc) EUR	9,77%	LU1718419333	Euro			
PIMCO GIS Divers Inc Instl EURH Acc	9,17%	IE00B1JC0H05	Euro			
Jupiter Dynamic Bond I EUR Acc	9,03%	LU0853555893	Euro			
DWS Invest ESG Euro Bonds (Short) TFC	8,71%	LU1663869268	Euro			
Nordea 1 - Eur HY Sust Str Bond BI EUR	5,89%	LU1927799012	Euro	Gamalife Multinvest Agenti Moderata	3,37	5,55
BGF Continental Eurp Flex I2	5,34%	LU0888974473	Euro			
PIMCO GIS Em Mkts Bd ESG Ins EUR H Acc	4,24%	IE00BDSTPS26	Euro			

Linea Bilanciata ESG

	Peso	ISIN	Divisa	Rendimenti Annualizzati		
				Dato: Rendimento		
				1 Anno	2 Anni	3 Anni
Wellington Gbl Quality Gr EUR N Ac	21,07%	LU1334725337	Euro			
BSF ESG Fixed Income Strategies A2 EUR	19,37%	LU0438336264	Euro			
MS INVF US Advantage ZH EUR	13,94%	LU0360484769	Euro			
DWS Invest Corporate Green Bonds TFC	11,52%	LU1956017633	Euro			
DWS Invest ESG Euro Bonds (Short) TFC	7,56%	LU1663869268	Euro			
BGF Continental Eurp Flex I2	7,30%	LU0888974473	Euro			
Robeco Global SDG Credits IH € Cap	5,79%	LU1811861431	Euro			
Nordea 1 - Eur HY Sust Str Bond BI EUR	5,76%	LU1927799012	Euro	GamaLife Multinvest Agenti ESG	3,27	7,73
PIMCO GIS Em Mkts Bd ESG Ins EUR H Acc	4,14%	IE00BDSTPS26	Euro			
RBC Funds (Lux) - EM Eq O EUR Acc	3,56%	LU1662744868	Euro			

Linea Dinamica

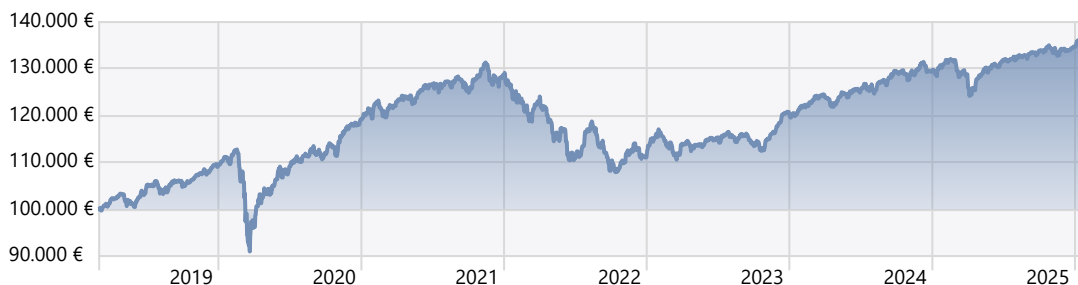
	Peso	ISIN	Divisa	Rendimenti Annualizzati		
				Dato: Rendimento		
				1 Anno	2 Anni	3 Anni
JPM US Select Equity Plus C (acc) EUR	21,35%	LU1718419333	Euro			
MS INVF Global Quality ZH EUR	19,98%	LU0955011761	Euro			
BGF Continental Eurp Flex I2	12,60%	LU0888974473	Euro			
PIMCO GIS Income Instl EURH Acc	9,97%	IE00B80G9288	Euro			
Nordea 1 - Eur HY Sust Str Bond BI EUR	7,73%	LU1927799012	Euro			
DWS Invest ESG Euro Bonds (Short) TFC	7,61%	LU1663869268	Euro			
PIMCO GIS Em Mkts Bd ESG Ins EUR H Acc	6,25%	IE00BDSTPS26	Euro	Gamalife Multinvest Agenti Dinamica	1,21	7,30
Jupiter Dynamic Bond I EUR Acc	4,93%	LU0853555893	Euro			
Robeco Euro SDG Credits I EUR Cap	4,80%	LU0503372780	Euro			
RBC Funds (Lux) - EM Eq O EUR Acc	4,78%	LU1662744868	Euro			

Informazioni Generali

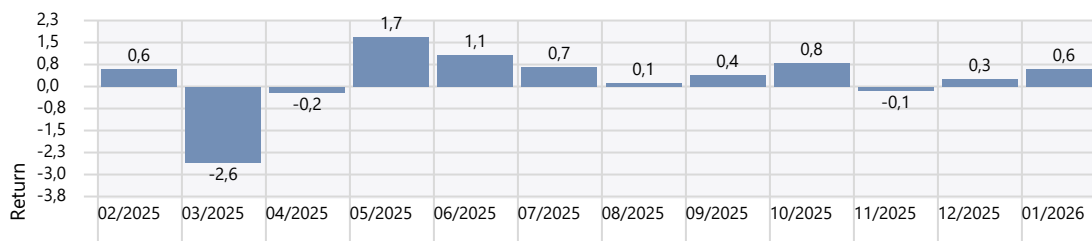
	Peso	Isin	Divisa	Lancio
PIMCO GIS Income Instl EURH Acc	18,25%	IE00B80G9288	Euro	30/11/2012
Robeco Euro SDG Credits I EUR Cap	17,57%	LU0503372780	Euro	18/05/2010
MS INV Global Quality ZH EUR	12,01%	LU0955011761	Euro	22/11/2013
JPM US Select Equity Plus C (acc) EUR	9,77%	LU1718419333	Euro	23/02/2018
PIMCO GIS Divers Inc Instl EURH Acc	9,17%	IE00B1JC0H05	Euro	14/02/2007
Jupiter Dynamic Bond I EUR Acc	9,03%	LU0853555893	Euro	05/12/2012
DWS Invest ESG Euro Bonds (Short) TFC	8,71%	LU1663869268	Euro	05/12/2017
Nordea 1 - Eur HY Sust Str Bond BI EUR	5,89%	LU1927799012	Euro	15/01/2019
BGF Continental Eurp Flex I2	5,34%	LU0888974473	Euro	20/02/2013
PIMCO GIS Em Mkts Bd ESG Ins EUR H Acc	4,24%	IE00BDSTPS26	Euro	16/10/2013

Total Return

Time Period: 01/03/2019 to 31/01/2026



Rendimento Mensile



	Jan	Feb	Mar	Apr	May	Jun	Jul	Aug	Sep	Oct	Nov	Dec	Year
2026	0,60												0,60
2025	1,24	0,61	-2,59	-0,23	1,70	1,06	0,68	0,11	0,44	0,81	-0,11	0,30	4,02
2024	0,63	1,01	1,42	-1,65	1,20	1,05	1,15	0,75	1,39	-1,43	2,08	-0,59	7,14
2023	4,00	-2,01	0,51	-0,30	0,60	1,03	1,07	-0,50	-1,49	-1,00	3,66	3,02	8,73
2022	-3,40	-1,79	0,37	-2,77	-1,69	-5,60	5,47	-2,33	-4,91	1,80	3,35	-2,47	-13,64
2021	0,16	0,41	1,80	1,32	0,98	1,23	0,04	0,92	-1,83	2,44	-0,80	1,05	7,92
2020	0,54	-3,37	-7,92	6,56	2,31	1,76	1,71	1,90	-0,40	-0,31	5,10	1,77	9,25
2019				1,86	-2,53	2,85	1,83	-0,13	0,81	0,37	1,64	0,75	

Statistiche 1 Anno

Orizzonte Temporale: 01/02/2025 to 31/01/2026

Standard Deviation	4,11
Rendimento	3,37
Indice di Sharpe	0,37
Indice di Sortino	0,40
Best Month %	1,70
Worst Month %	-2,59
Best Quarter %	2,53
Worst Quarter %	1,00

Statistiche 2 Anni

Orizzonte Temporale: 01/02/2024 to 31/01/2026

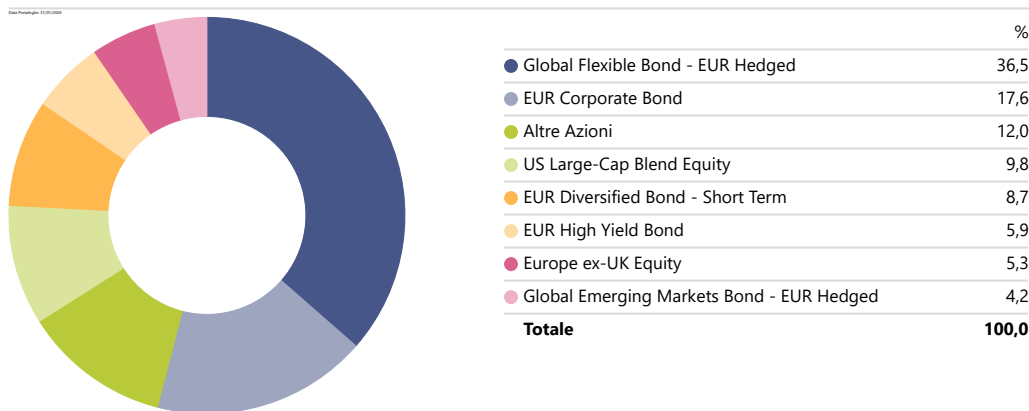
Standard Deviation	3,97
Rendimento annualizzato	5,55
Indice di Sharpe	0,80
Indice di Sortino	0,92
Best Month %	2,08
Worst Month %	-2,59
Best Quarter %	3,31
Worst Quarter %	-0,78



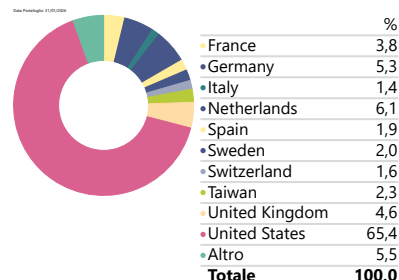
GamaLife MultiInvest Agenti - Linea Moderata



Asset Allocation



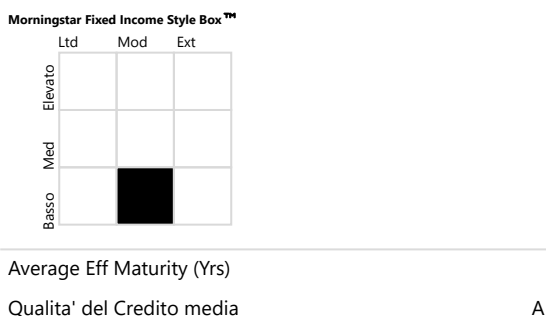
Equity Country - Top 10



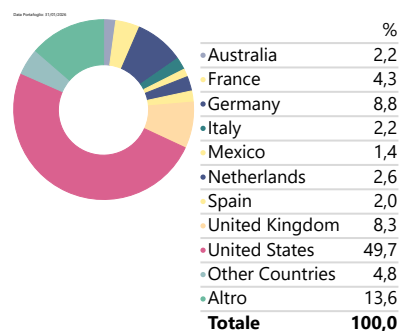
Equity Investment Style

	Valore	Blend	Crescita	Market Cap Breakdown	
Large	19,0	38,7	24,6	Giant	40,32
	1,5	12,1	3,7	Large	42,43
	0,1	0,1	0,2	Mid	16,94
Mid				Small	0,26
Small				Micro	0,05

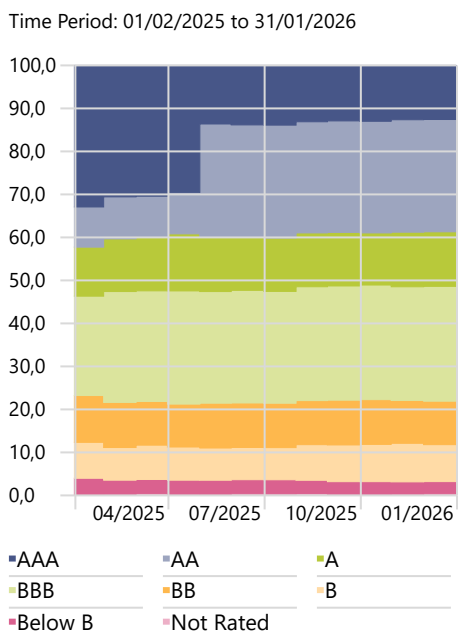
Fixed Income Investment Style



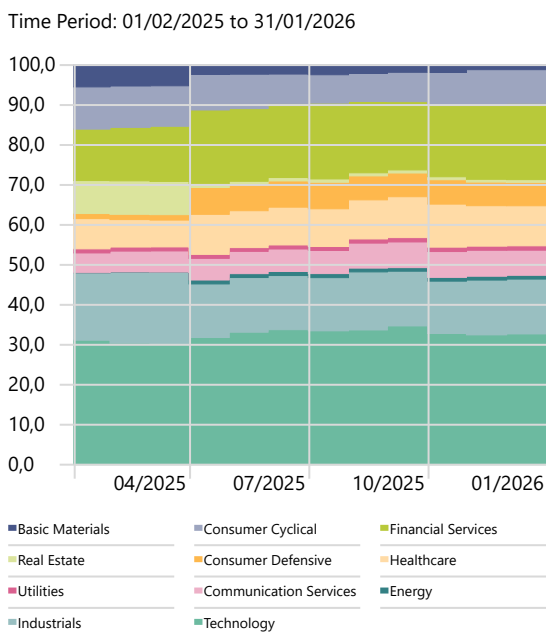
Fixed Income Country - Top 10



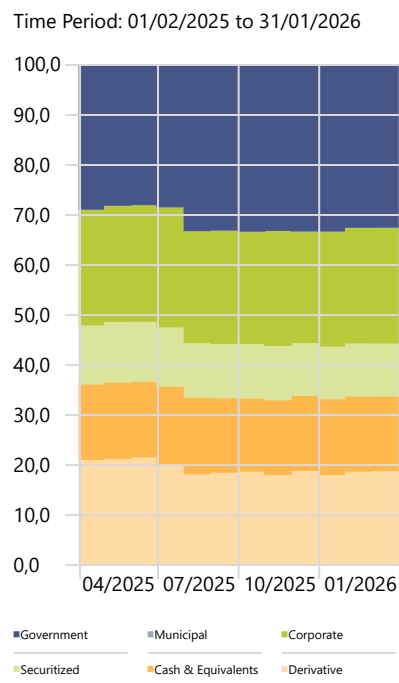
Qualità del credito



Settori Equity



Settori Fixed Income

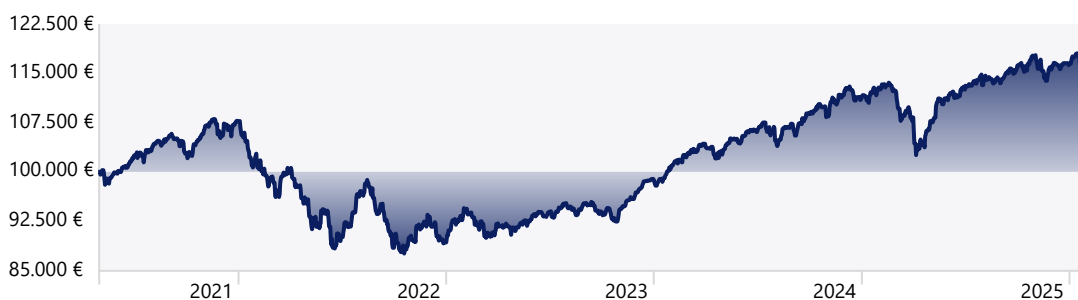


Informazioni Generali

	Peso	Isin	Divisa	Lancio
Wellington Gbl Quality Gr EUR N Ac	21,07%	LU1334725337	Euro	23/12/2015
BSF ESG Fixed Income Strategies A2 EUR	19,37%	LU0438336264	Euro	30/09/2009
MS INV F US Advantage ZH EUR	13,94%	LU0360484769	Euro	04/11/2008
DWS Invest Corporate Green Bonds TFC	11,52%	LU1956017633	Euro	15/03/2019
DWS Invest ESG Euro Bonds (Short) TFC	7,56%	LU1663869268	Euro	05/12/2017
BGF Continental Eurp Flex I2	7,30%	LU0888974473	Euro	20/02/2013
Robeco Global SDG Credits IH € Cap	5,79%	LU1811861431	Euro	16/05/2018
Nordea 1 - Eur HY Sust Str Bond BI EUR	5,76%	LU1927799012	Euro	15/01/2019
PIMCO GIS Em Mkts Bd ESG Ins EUR H Acc	4,14%	IE00BDSTPS26	Euro	16/10/2013
RBC Funds (Lux) - EM Eq O EUR Acc	3,56%	LU1662744868	Euro	30/08/2017

Total Return

Time Period: 30/04/2021 to 31/01/2026

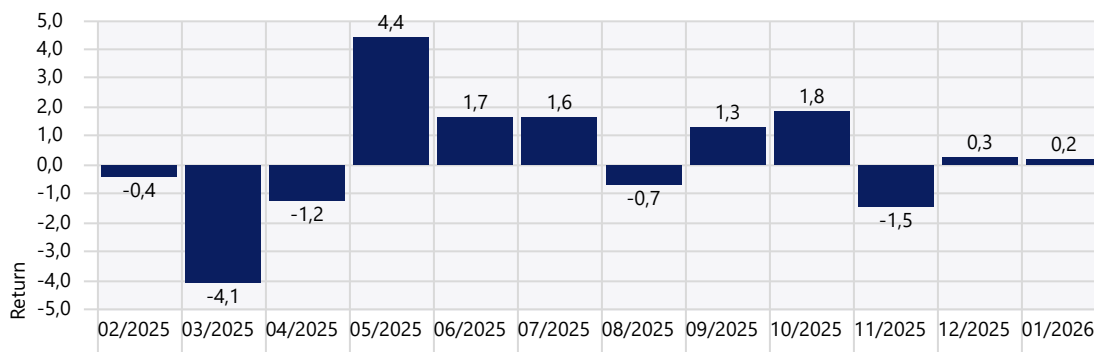


Statistiche 1 Anno

Orizzonte Temporale: 01/02/2025 to 31/01/2026

Standard Deviation	6,83
Rendimento	3,27
Indice di Sharpe	0,23
Indice di Sortino	0,25
Best Month %	4,40
Worst Month %	-4,07
Best Quarter %	4,81
Worst Quarter %	0,67

Rendimento Mensile



Statistiche 2 Anni

Orizzonte Temporale: 01/02/2024 to 31/01/2026

Standard Deviation	6,11
Rendimento annualizzato	7,73
Indice di Sharpe	0,94
Indice di Sortino	1,07
Best Month %	4,40
Worst Month %	-4,07
Best Quarter %	4,81
Worst Quarter %	-3,04

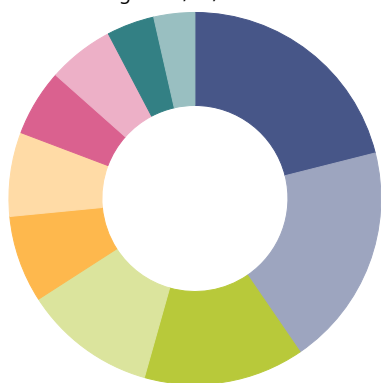
	Jan	Feb	Mar	Apr	May	Jun	Jul	Aug	Sep	Oct	Nov	Dec	Year
2026	0,21												0,21
2025	1,51	-0,42	-4,07	-1,25	4,40	1,66	1,64	-0,68	1,27	1,84	-1,45	0,30	4,60
2024	1,47	2,01	1,84	-1,32	1,39	1,87	0,53	0,43	1,34	-0,40	3,09	-0,48	12,34
2023	4,33	-1,74	0,65	-0,60	1,36	1,13	1,51	-0,08	-1,24	-1,18	3,77	2,64	10,84
2022	-5,08	-2,92	0,56	-4,57	-1,31	-4,78	7,96	-2,60	-5,99	1,96	3,65	-4,52	-17,11
2021					-0,15	2,14	1,14	1,93	-2,28	2,88	-0,32	2,19	



GamaLife MultInvest Agenti - Linea Bilanciata ESG

Asset Allocation

Data Portafoglio: 31/01/2026



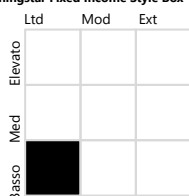
	%
Azionari Internazionali Large Cap Growth	21,1
Global Flexible Bond - EUR Hedged	19,4
Altre Azioni	13,9
EUR Corporate Bond	11,5
EUR Diversified Bond - Short Term	7,6
Europe ex-UK Equity	7,3
Global Corporate Bond - EUR Hedged	5,8
EUR High Yield Bond	5,8
Global Emerging Markets Bond - EUR Hedged	4,1
Global Emerging Markets Equity	3,6
Totale	100,0

Equity Investment Style

	Valore	Blend	Crescita	Market Cap Breakdown	
Large	9,2	31,8	32,3	Giant	42,41
	2,0	8,3	13,8	Large	30,52
				Mid	24,58
Mid	2,0	8,3	13,8	Small	2,46
Small	0,0	1,8	0,7	Micro	0,03

Fixed Income Investment Style

Morningstar Fixed Income Style Box™



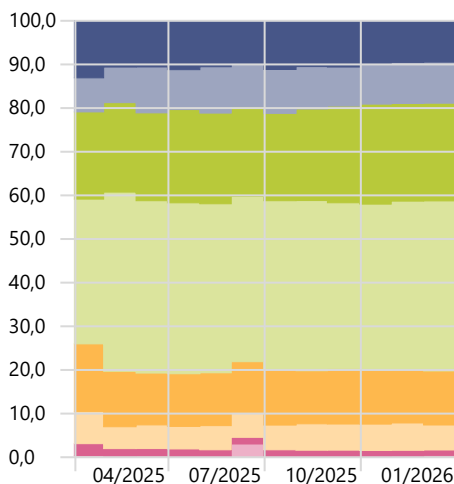
Average Eff Maturity (Yrs)

Qualita' del Credito media

A

Qualità del credito

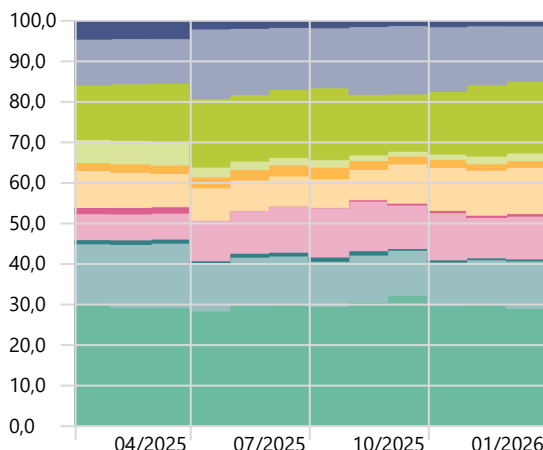
Time Period: 01/02/2025 to 31/01/2026



AAA	AA	A
BBB	BB	B
Below B	Not Rated	

Settori Equity

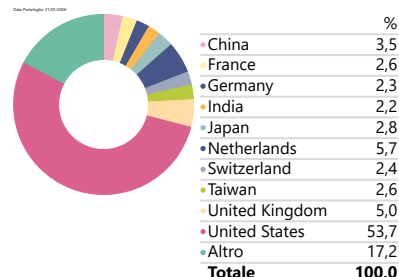
Time Period: 01/02/2025 to 31/01/2026



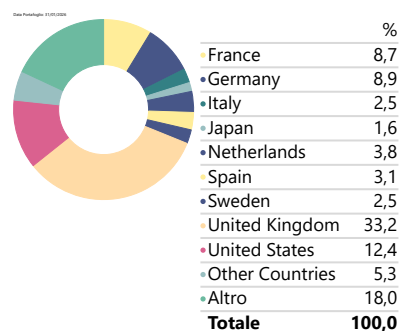
Basic Materials	Consumer Cyclical	Financial Services
Real Estate	Consumer Defensive	Healthcare
Utilities	Communication Services	Energy
Industrials	Technology	



Equity Country - Top 10

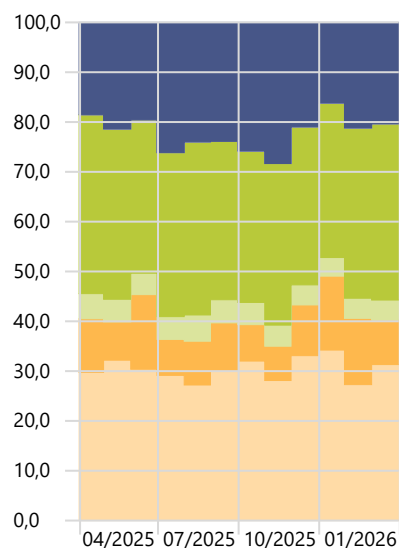


Fixed Income Country - Top 10



Settori Fixed Income

Time Period: 01/02/2025 to 31/01/2026



Government	Municipal	Corporate
Securitized	Cash & Equivalents	Derivative

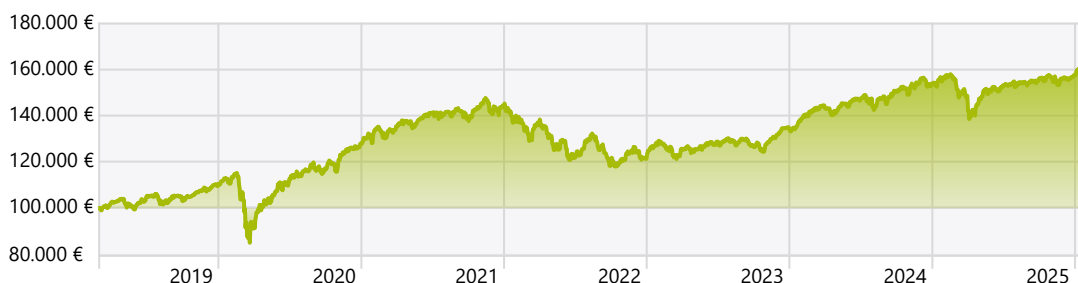
GamaLife MultiInvest Agenti - Linea Dinamica

Informazioni Generali

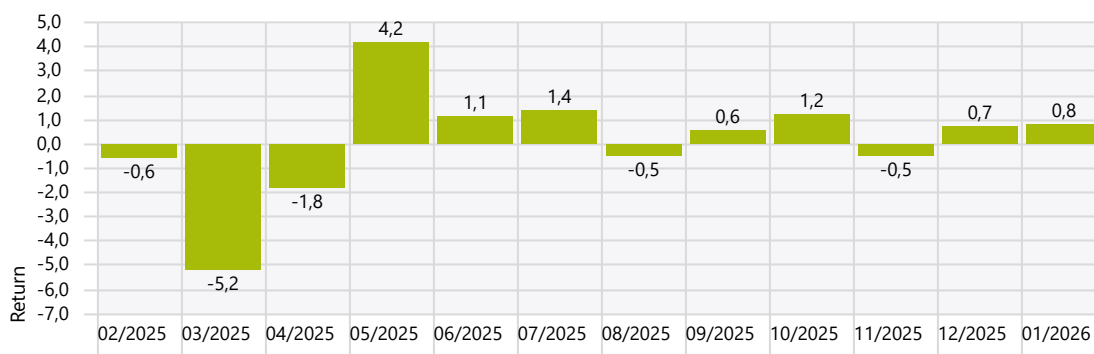
	Peso	Isin	Divisa	Lancio
JPM US Select Equity Plus C (acc) EUR	21,35%	LU1718419333	Euro	23/02/2018
MS INVF Global Quality ZH EUR	19,98%	LU0955011761	Euro	22/11/2013
BGF Continental Eurp Flex I2	12,60%	LU0888974473	Euro	20/02/2013
PIMCO GIS Income Instl EURH Acc	9,97%	IE00B80G9288	Euro	30/11/2012
Nordea 1 - Eur HY Sust Str Bond BI EUR	7,73%	LU1927799012	Euro	15/01/2019
DWS Invest ESG Euro Bonds (Short) TFC	7,61%	LU1663869268	Euro	05/12/2017
PIMCO GIS Em Mkts Bd ESG Ins EUR H Acc	6,25%	IE00BDSTPS26	Euro	16/10/2013
Jupiter Dynamic Bond I EUR Acc	4,93%	LU0853555893	Euro	05/12/2012
Robeco Euro SDG Credits I EUR Cap	4,80%	LU0503372780	Euro	18/05/2010
RBC Funds (Lux) - EM Eq O EUR Acc	4,78%	LU1662744868	Euro	30/08/2017

Total Return

Time Period: 01/03/2019 to 31/01/2026



Rendimento Mensile



	Jan	Feb	Mar	Apr	May	Jun	Jul	Aug	Sep	Oct	Nov	Dec	Year
2026	0,82												0,82
2025	2,22	-0,57	-5,19	-1,81	4,15	1,10	1,40	-0,51	0,59	1,23	-0,47	0,74	2,62
2024	1,95	2,83	2,05	-2,01	1,63	2,17	0,33	0,61	1,37	-0,91	3,47	-0,63	13,47
2023	4,93	-1,95	0,55	-0,16	1,03	1,69	1,16	-0,36	-1,93	-1,61	4,69	2,95	11,25
2022	-3,75	-2,85	0,71	-3,25	-1,41	-6,08	6,05	-2,21	-6,26	2,46	4,35	-4,09	-15,89
2021	0,17	1,85	2,59	2,33	0,78	1,98	-0,48	1,60	-2,67	3,47	-1,53	2,16	12,75
2020	0,92	-6,16	-9,55	9,67	4,32	3,02	2,93	3,29	-0,77	-0,81	7,57	2,69	16,69
2019				2,71	-4,24	3,68	1,86	-1,19	1,15	0,51	2,75	0,93	

Statistiche 1 Anno

Orizzonte Temporale: 01/02/2025 to 31/01/2026

Standard Deviation	8,18
Rendimento	1,21
Indice di Sharpe	-0,08
Indice di Sortino	-0,10
Best Month %	4,15
Worst Month %	-5,19
Best Quarter %	3,40
Worst Quarter %	1,47

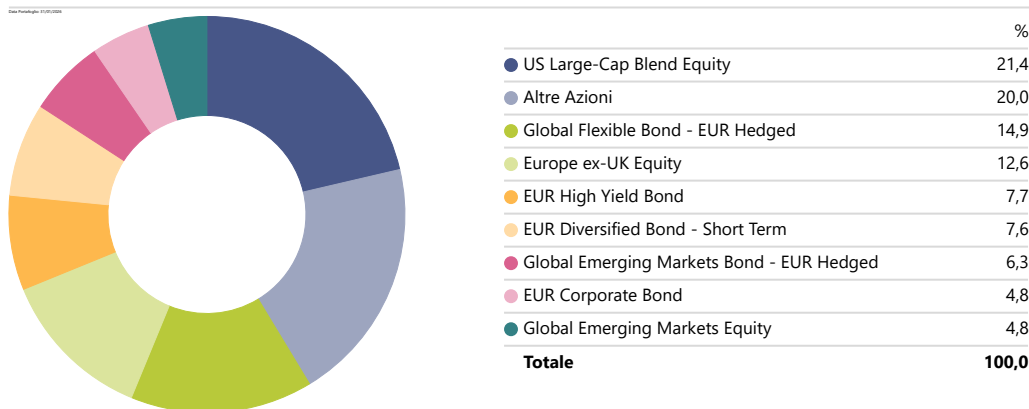
Statistiche 2 Anni

Orizzonte Temporale: 01/02/2024 to 31/01/2026

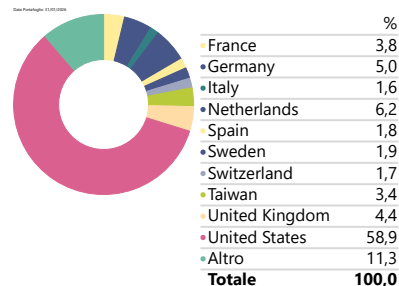
Standard Deviation	7,50
Rendimento annualizzato	7,30
Indice di Sharpe	0,71
Indice di Sortino	0,81
Best Month %	4,15
Worst Month %	-5,19
Best Quarter %	3,40
Worst Quarter %	-3,64



Asset Allocation




Equity Country - Top 10



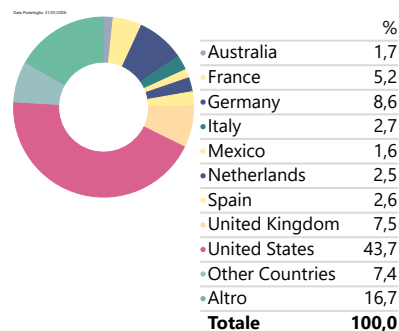
Equity Investment Style

	Valore	Blend	Crescita	Market Cap Breakdown	
Large	18,4	39,1	26,4	Giant	43,33
	1,5	10,3	3,9	Large	41,12
Mid	0,0	0,1	0,2	Mid	15,25
				Small	0,25
Small				Micro	0,04

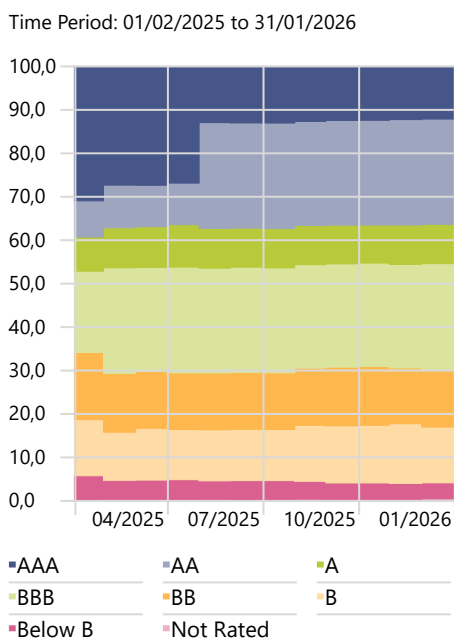
Fixed Income Investment Style



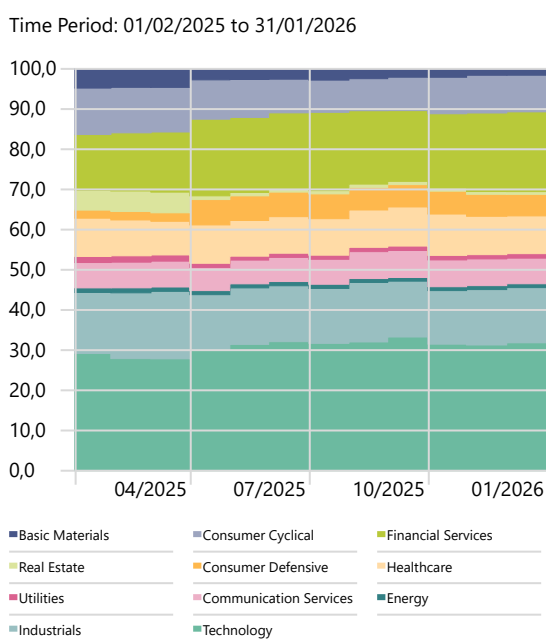
Fixed Income Country - Top 10



Qualità del credito



Settori Equity



Settori Fixed Income

