

GamaLife Multinvest

GamaLife Multinvest - Linea Comfort

	Peso	ISIN	Divisa	Rendimenti Annualizzati			
BSF ESG Fixed Income Strategies A2 EUR	19,87%	LU0438336264	Euro	Dato: Rendimento			
R-co Conviction Credit Euro C EUR	17,86%	FR0007008750	Euro				
DWS Invest ESG Euro Bonds (Short) TFC	11,98%	LU1663869268	Euro				
PIMCO GIS Divers Inc Instl EURH Acc	10,92%	IE00B1JC0H05	Euro				
BNP Paribas Global Bond Opps I C	10,71%	LU0823392054	Euro	1 Anno	2 Anni	3 Anni	
Schroder ISF Glb Clmt Chg Eq C Acc EUR H	9,50%	LU2276581001	Euro				
UBS (Lux) ES USA Growth \$ EUR H Q-acc	6,36%	LU0508198768	Euro				
Ninety One GSF European Eq I Acc EUR	4,83%	LU0386383433	Euro				
Vontobel EM Debt HI Hdg EUR	3,99%	LU0926440222	Euro				
Nordea 1 - Eur HY Sust Str Bond BI EUR	3,98%	LU1927799012	Euro				
GamaLife Multinvest - Linea Comfort				6,05	5,30	5,06	

GamaLife Multinvest - Linea Melody

	Peso	ISIN	Divisa	Rendimenti Annualizzati			
R-co Conviction Credit Euro C EUR	17,78%	FR0007008750	Euro	Dato: Rendimento			
BSF ESG Fixed Income Strategies A2 EUR	15,82%	LU0438336264	Euro				
Schroder ISF Glb Clmt Chg Eq C Acc EUR H	13,66%	LU2276581001	Euro				
PIMCO GIS Divers Inc Instl EURH Acc	9,89%	IE00B1JC0H05	Euro				
BNP Paribas Global Bond Opps I C	9,69%	LU0823392054	Euro	1 Anno	2 Anni	3 Anni	
UBS (Lux) ES USA Growth \$ EUR H Q-acc	9,49%	LU0508198768	Euro				
DWS Invest ESG Euro Bonds (Short) TFC	8,95%	LU1663869268	Euro				
Nordea 1 - Eur HY Sust Str Bond BI EUR	5,95%	LU1927799012	Euro				
Ninety One GSF European Eq I Acc EUR	4,81%	LU0386383433	Euro				
Vontobel EM Debt HI Hdg EUR	3,97%	LU0926440222	Euro				
GamaLife Multinvest - Linea Melody				7,10	5,87	6,03	

GamaLife Multinvest - Linea Bilanciata ESG

	Peso	ISIN	Divisa	Rendimenti Annualizzati			
Schroder ISF Glb Clmt Chg Eq C Acc EUR H	20,82%	LU2276581001	Euro	Dato: Rendimento			
BSF ESG Fixed Income Strategies A2 EUR	19,59%	LU0438336264	Euro				
UBS (Lux) ES USA Growth \$ EUR H Q-acc	14,62%	LU0508198768	Euro				
DWS Invest Corporate Green Bonds TFC	11,73%	LU1956017633	Euro				
DWS Invest ESG Euro Bonds (Short) TFC	7,88%	LU1663869268	Euro	1 Anno	2 Anni	3 Anni	
Ninety One GSF European Eq I Acc EUR	6,67%	LU0386383433	Euro				
Nordea 1 - Eur HY Sust Str Bond BI EUR	5,89%	LU1927799012	Euro				
Robeco Global SDG Credits IH € Cap	5,85%	LU1811861431	Euro				
PIMCO GIS Em Mkts Bd ESG Ins EUR H Acc	3,89%	IE00BDSTPS26	Euro				
RBC Funds (Lux) - EM Eq O EUR Acc	3,08%	LU1662744868	Euro				
GamaLife Multinvest - Linea Bilanciata ESG				10,60	6,96	8,74	

GamaLife Multinvest - Linea Swing

	Peso	ISIN	Divisa	Rendimenti Annualizzati			
Schroder ISF Glb Clmt Chg Eq C Acc EUR H	22,78%	LU2276581001	Euro	Dato: Rendimento			
UBS (Lux) ES USA Growth \$ EUR H Q-acc	20,78%	LU0508198768	Euro				
Ninety One GSF European Eq I Acc EUR	11,37%	LU0386383433	Euro				
PIMCO GIS Divers Inc Instl EURH Acc	9,74%	IE00B1JC0H05	Euro				
DWS Invest ESG Euro Bonds (Short) TFC	7,83%	LU1663869268	Euro	1 Anno	2 Anni	3 Anni	
Nordea 1 - Eur HY Sust Str Bond BI EUR	7,81%	LU1927799012	Euro				
Vontobel EM Debt HI Hdg EUR	5,87%	LU0926440222	Euro				
BSF ESG Fixed Income Strategies A2 EUR	4,87%	LU0438336264	Euro				
R-co Conviction Credit Euro C EUR	4,87%	FR0007008750	Euro				
RBC Funds (Lux) - EM Eq O EUR Acc	4,08%	LU1662744868	Euro				
GamaLife Multinvest - Linea Swing				13,44	7,49	8,88	

GamaLife

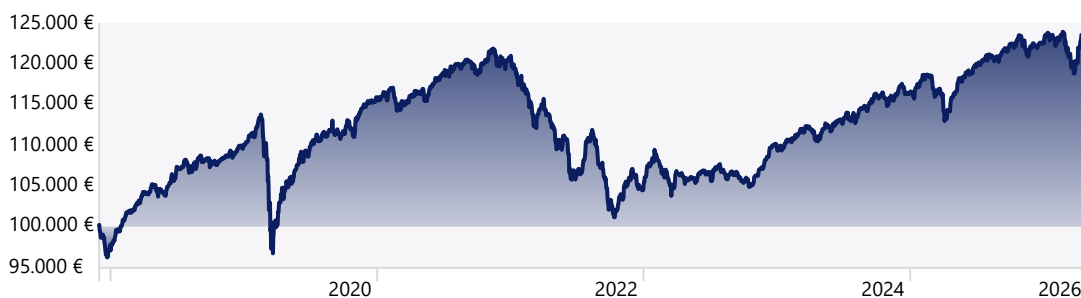
GamaLife MultInvest - Linea Comfort

Informazioni Generali

	Peso	Isin	Divisa	Lancio
BSF ESG Fixed Income Strategies A2 EUR	19,87%	LU0438336264	Euro	30/09/2009
R-co Conviction Credit Euro C EUR	17,86%	FR0007008750	Euro	29/12/2000
DWS Invest ESG Euro Bonds (Short) TFC	11,98%	LU1663869268	Euro	05/12/2017
PIMCO GIS Divers Inc Instl EURH Acc	10,92%	IE00B1JCOH05	Euro	14/02/2007
BNP Paribas Global Bond Opps I C	10,71%	LU0823392054	Euro	24/05/2013
Schroder ISF Glb Clmt Chg Eq C Acc EUR H	9,50%	LU2276581001	Euro	14/01/2021
UBS (Lux) ES USA Growth \$ EUR H Q-acc	6,36%	LU0508198768	Euro	06/05/2010
Ninety One GSF European Eq I Acc EUR	4,83%	LU0386383433	Euro	29/04/2014
Vontobel EM Debt HI Hdg EUR	3,99%	LU0926440222	Euro	15/05/2013
Nordea 1 - Eur HY Sust Str Bond BI EUR	3,98%	LU1927799012	Euro	15/01/2019

Total Return

Time Period: 30/11/2018 to 30/04/2026

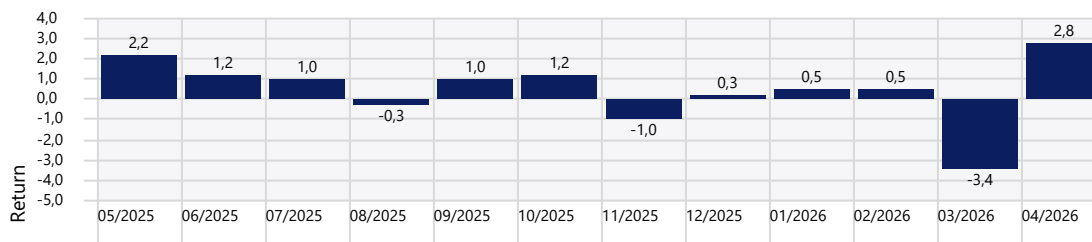


Statistiche 1 Anno

Orizzonte Temporale: 01/05/2025 to 30/04/2026

Standard Deviation	3,95
Rendimento	6,05
Indice di Sharpe	1,17
Indice di Sortino	1,47
Best Month %	2,83
Worst Month %	-3,42
Best Quarter %	1,69
Worst Quarter %	-2,41

Rendimento Mensile



Statistiche 2 Anni

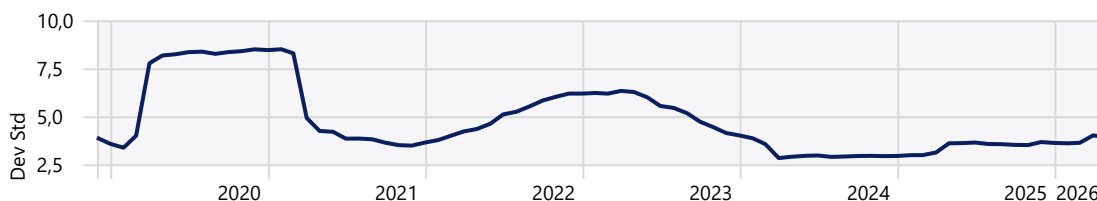
Orizzonte Temporale: 01/05/2024 to 30/04/2026

Standard Deviation	3,79
Rendimento annualizzato	5,30
Indice di Sharpe	0,83
Indice di Sortino	0,98
Best Month %	2,83
Worst Month %	-3,42
Best Quarter %	3,34
Worst Quarter %	-2,41

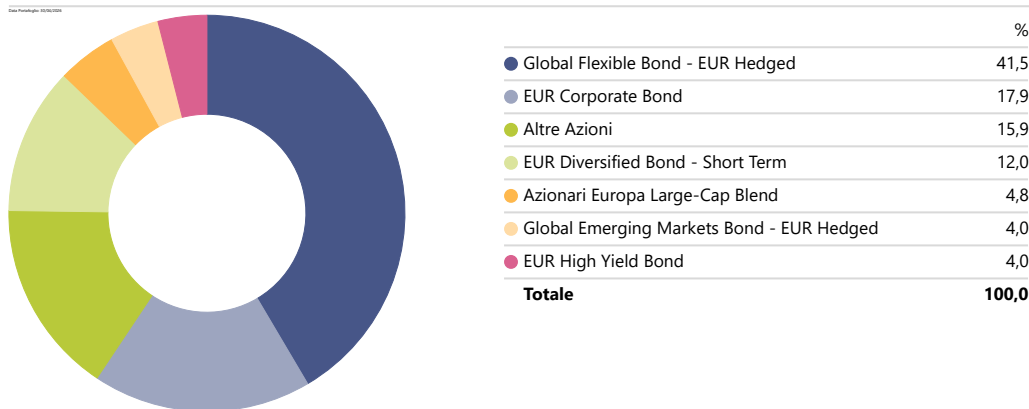
	Jan	Feb	Mar	Apr	May	Jun	Jul	Aug	Sep	Oct	Nov	Dec	Year
2026	0,52	0,53	-3,42	2,83									0,35
2025	1,31	0,55	-2,14	-0,10	2,22	1,20	0,99	-0,30	0,99	-1,20	-1,00	0,26	5,23
2024	0,35	0,55	1,02	-1,31	0,88	0,93	0,99	-0,76	1,11	-1,11	1,46	-0,11	5,62
2023	-3,38	-1,53	0,08	-0,44	0,10	0,54	0,97	-0,90	-0,97	-0,31	2,27	-2,24	5,46
2022	-2,27	-2,53	-0,16	-2,25	-1,27	-4,55	4,39	-2,23	-5,42	1,52	2,98	-2,16	-13,49
2021	-0,33	-1,09	0,97	0,80	0,72	1,35	0,50	0,73	-1,07	-1,19	-0,40	0,79	4,21
2020	1,29	-2,11	-7,25	4,53	2,16	1,49	1,29	1,12	-0,35	-0,40	3,44	0,92	5,76
2019	2,78	1,59	2,08	1,30	-1,24	2,04	1,66	0,58	0,03	-0,24	0,96	-2,80	12,49

Volatilita' 1 anno

Rolling Window: 1 Anno 1 Mese shift




Asset Allocation



Equity Investment Style

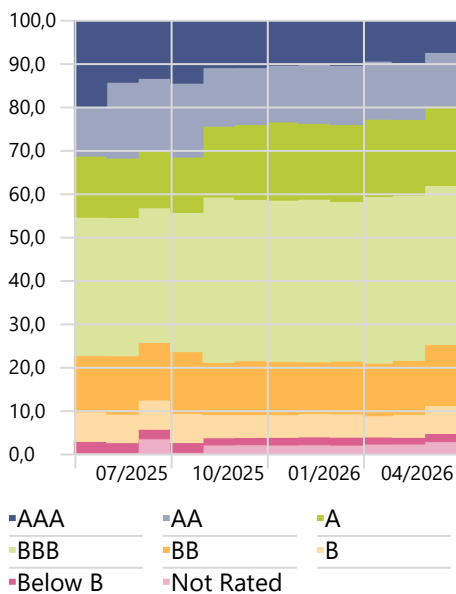
	Valore	Blend	Crescita	Market Cap Breakdown	
Large	8,5	38,1	28,8	Giant	46,75
				Large	30,75
Mid	4,0	11,9	6,1	Mid	19,62
				Small	2,89
Small	0,0	1,8	0,8	Micro	0,00

Fixed Income Investment Style



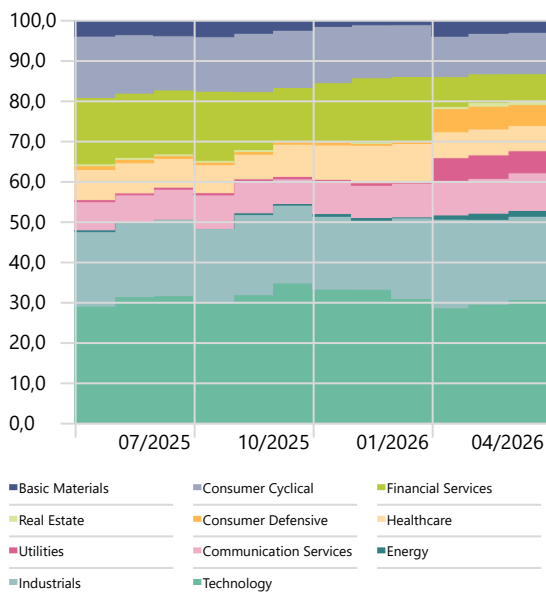
Qualità del credito

Time Period: 01/05/2025 to 30/04/2026

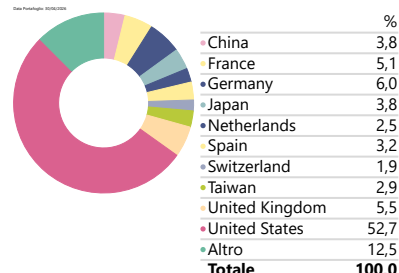


Settori Equity

Time Period: 01/05/2025 to 30/04/2026

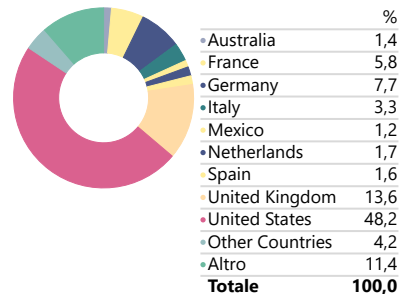


Equity Country - Top 10



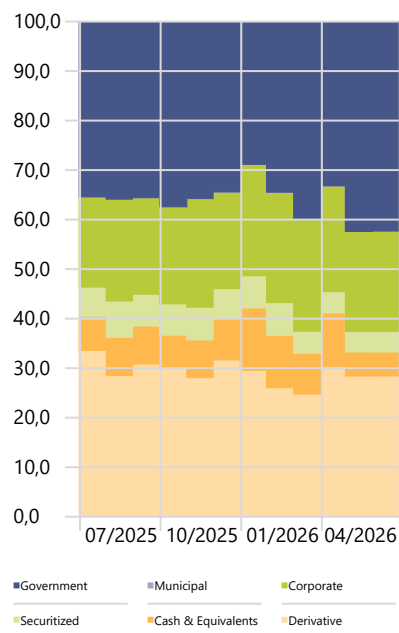
Fixed Income Country - Top 10

Data Portafoglio: 30/04/2026



Settori Fixed Income

Time Period: 01/05/2025 to 30/04/2026



GamaLife

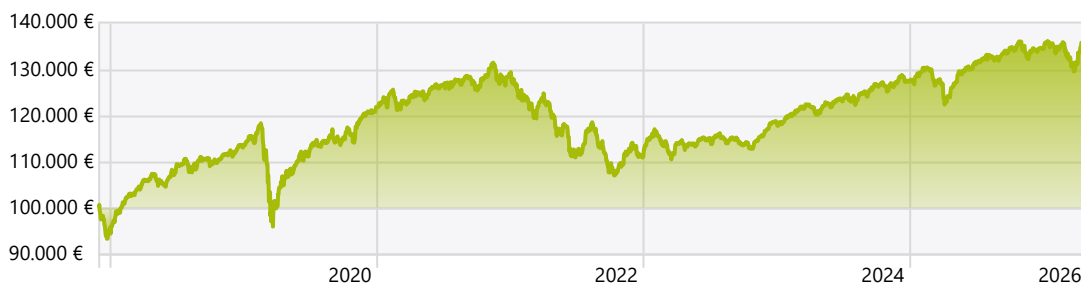
GamaLife MultInvest - Linea Melody

Informazioni Generali

	Peso	Isin	Divisa	Lancio
R-co Conviction Credit Euro C EUR	17,78%	FR0007008750	Euro	29/12/2000
BSF ESG Fixed Income Strategies A2 EUR	15,82%	LU0438336264	Euro	30/09/2009
Schroder ISF Glb Clmt Chg Eq C Acc EUR H	13,66%	LU2276581001	Euro	14/01/2021
PIMCO GIS Divers Inc Instl EURH Acc	9,89%	IE00B1JC0H05	Euro	14/02/2007
BNP Paribas Global Bond Opps I C	9,69%	LU0823392054	Euro	24/05/2013
UBS (Lux) ES USA Growth \$ EUR H Q-acc	9,49%	LU0508198768	Euro	06/05/2010
DWS Invest ESG Euro Bonds (Short) TFC	8,95%	LU1663869268	Euro	05/12/2017
Nordea 1 - Eur HY Sust Str Bond BI EUR	5,95%	LU1927799012	Euro	15/01/2019
Ninety One GSF European Eq I Acc EUR	4,81%	LU0386383433	Euro	29/04/2014
Vontobel EM Debt HI Hdq EUR	3,97%	LU0926440222	Euro	15/05/2013

Total Return

Time Period: 30/11/2018 to 30/04/2026




Statistiche 1 Anno

Orizzonte Temporale: 01/05/2025 to 30/04/2026

Standard Deviation	4,88
Rendimento	7,10
Indice di Sharpe	1,20
Indice di Sortino	1,50
Best Month %	3,67
Worst Month %	-3,80
Best Quarter %	1,88
Worst Quarter %	-2,96

Rendimento Mensile



Statistiche 2 Anni

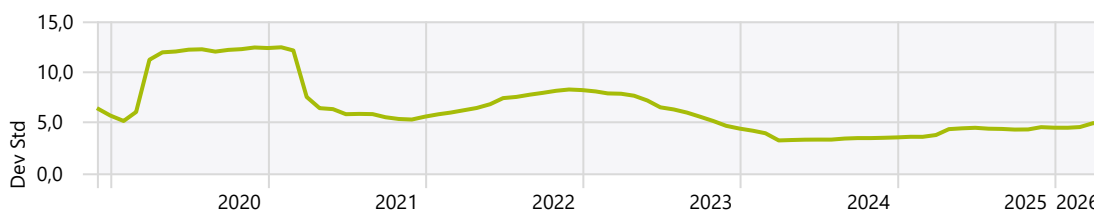
Orizzonte Temporale: 01/05/2024 to 30/04/2026

Standard Deviation	4,65
Rendimento annualizzato	5,87
Indice di Sharpe	0,82
Indice di Sortino	0,97
Best Month %	3,67
Worst Month %	-3,80
Best Quarter %	3,92
Worst Quarter %	-2,96

	Jan	Feb	Mar	Apr	May	Jun	Jul	Aug	Sep	Oct	Nov	Dec	Year
2026	0,37	0,50	-3,80	3,67	2,75	1,38	1,25	-0,55	1,18	1,43	-1,40	0,29	0,61
2025	1,61	0,43	-2,63	-0,24	0,98	1,18	0,77	0,80	1,08	-1,11	1,77	0,00	5,51
2024	0,58	1,23	1,21	-1,39	0,98	0,78	0,97	-0,92	-1,21	-0,44	2,56	2,29	7,27
2023	4,20	-1,91	0,23	-0,14	0,61	0,78	0,97	-0,92	-1,21	-0,44	2,56	2,29	7,09
2022	-3,33	-1,70	0,62	-2,64	-2,01	-5,75	5,15	-2,48	-5,34	1,75	3,84	-2,48	-14,02
2021	-0,11	-0,46	1,50	1,16	1,09	0,51	0,36	0,97	-1,85	2,11	-0,62	1,09	5,83
2020	0,88	-3,19	-8,19	6,02	2,39	1,71	1,15	1,93	-0,49	-0,61	5,06	1,66	7,84
2019	4,97	2,46	2,61	1,99	-2,35	2,73	2,10	0,28	0,50	-0,18	1,47	0,79	18,61
2018													-4,69

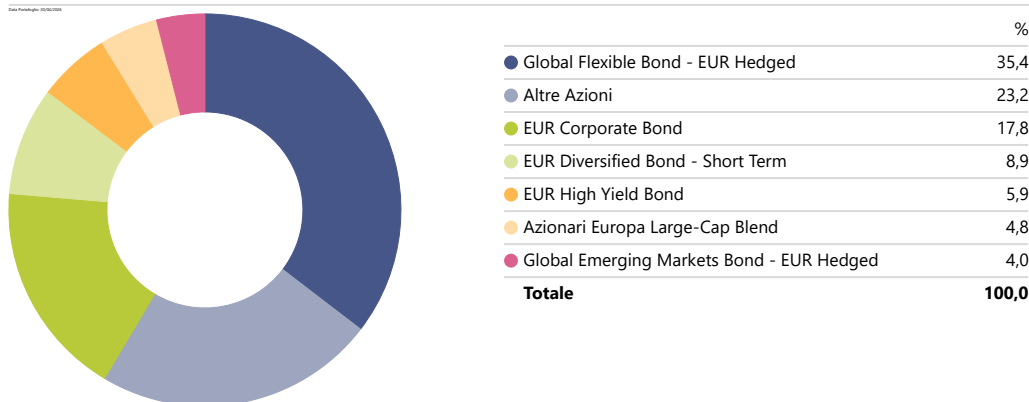
Volatilita' 1 anno

Rolling Window: 1 Anno 1 Mese shift



GamaLife MultInvest - Linea Melody


Asset Allocation



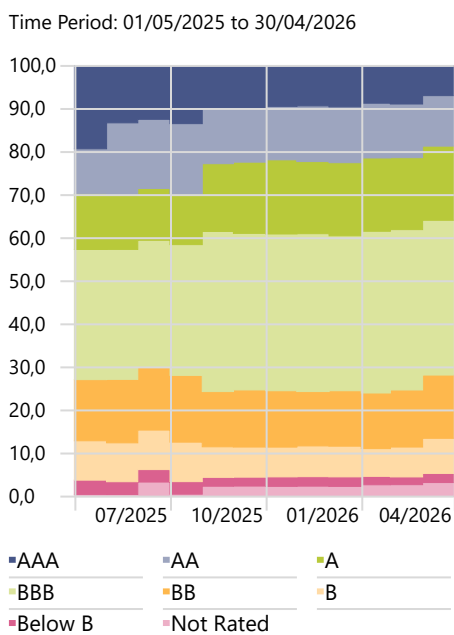
Equity Investment Style

	Valore	Blend	Crescita	Market Cap Breakdown	
Large	8,2	37,9	29,0	Giant	47,21
	3,7	12,1	6,4	Large	30,13
	0,0	1,8	0,8	Mid	19,68
Mid				Small	2,98
Small				Micro	0,00

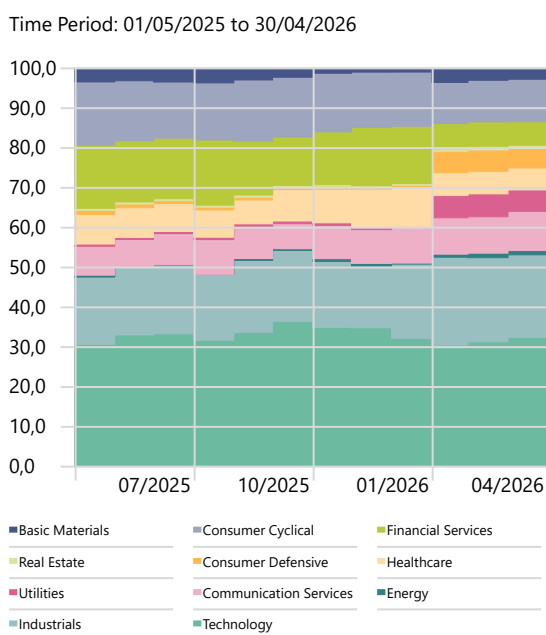
Fixed Income Investment Style



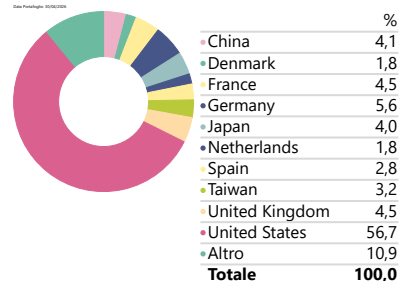
Qualità del credito



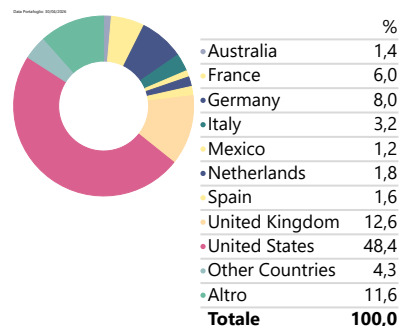
Settori Equity



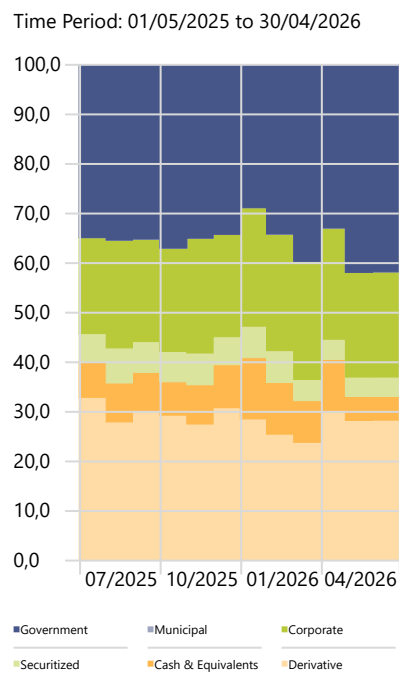
Equity Country - Top 10



Fixed Income Country - Top 10



Settori Fixed Income



GamaLife MultiInvest - Linea Bilanciata ESG

Informazioni Generali

	Peso	Isin	Divisa	Lancio
Schroder ISF Glb Clmt Chg Eq C Acc EUR H	20,82%	LU2276581001	Euro	14/01/2021
BSF ESG Fixed Income Strategies A2 EUR	19,59%	LU0438336264	Euro	30/09/2009
UBS (Lux) ES USA Growth \$ EUR H Q-acc	14,62%	LU0508198768	Euro	06/05/2010
DWS Invest Corporate Green Bonds TFC	11,73%	LU1956017633	Euro	15/03/2019
DWS Invest ESG Euro Bonds (Short) TFC	7,88%	LU1663869268	Euro	05/12/2017
Ninety One GSF European Eq I Acc EUR	6,67%	LU0386383433	Euro	29/04/2014
Nordea 1 - Eur HY Sust Str Bond BI EUR	5,89%	LU1927799012	Euro	15/01/2019
Robeco Global SDG Credits IH € Cap	5,85%	LU1811861431	Euro	16/05/2018
PIMCO GIS Em Mkts Bd ESG Ins EUR H Acc	3,89%	IE00BDSTPS26	Euro	16/10/2013
RBC Funds (Lux) - EM Eq O EUR Acc	3,08%	LU1662744868	Euro	30/08/2017

Total Return

Time Period: 30/04/2021 to 30/04/2026

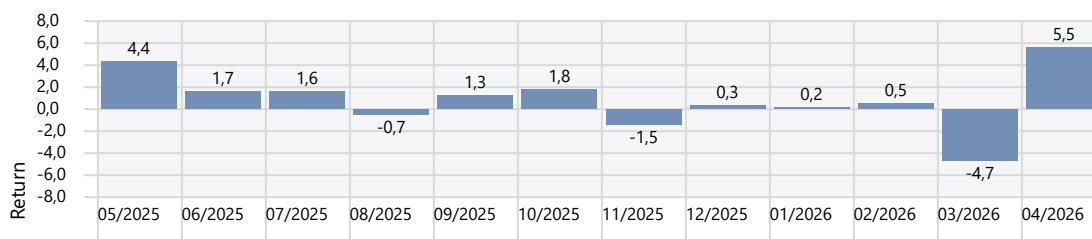


Statistiche 1 Anno

Orizzonte Temporale: 01/05/2025 to 30/04/2026

Standard Deviation	6,71
Rendimento	10,60
Indice di Sharpe	1,46
Indice di Sortino	1,83
Best Month %	5,50
Worst Month %	-4,70
Best Quarter %	2,24
Worst Quarter %	-4,02

Rendimento Mensile



Statistiche 2 Anni

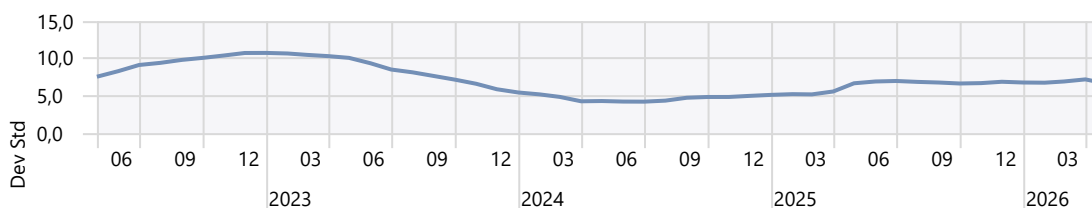
Orizzonte Temporale: 01/05/2024 to 30/04/2026

Standard Deviation	6,72
Rendimento annualizzato	6,96
Indice di Sharpe	0,77
Indice di Sortino	0,89
Best Month %	5,50
Worst Month %	-4,70
Best Quarter %	4,81
Worst Quarter %	-4,02

	Jan	Feb	Mar	Apr	May	Jun	Jul	Aug	Sep	Oct	Nov	Dec	Year
2026	0,21	0,50	-4,70	5,50									1,25
2025	1,51	-0,42	-4,07	-1,25	4,40	1,66	1,64	-0,68	1,27	1,84	-1,45	0,30	4,60
2024	1,47	2,01	1,84	-1,32	1,39	1,87	0,53	0,43	1,34	-0,40	3,09	-0,48	12,34
2023	4,33	-1,74	0,65	-0,60	1,36	1,13	1,51	-0,08	-1,24	-1,18	3,77	2,64	10,84
2022	-5,08	-2,92	0,56	-4,57	-1,31	-4,78	7,96	-2,60	-5,99	1,96	3,65	-4,52	-17,11
2021					-0,15	2,14	1,14	1,93	-2,28	2,88	-0,32	2,19	

Volatilita' 1 anno

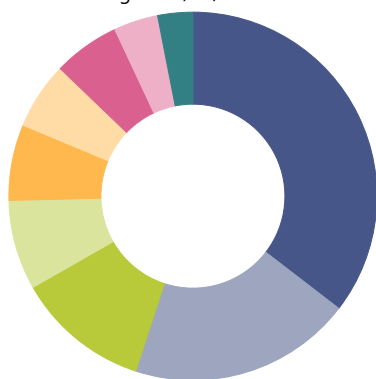
Rolling Window: 1 Anno 1 Mese shift



GamaLife MultiInvest - Linea Bilanciata ESG

Asset Allocation

Data Portafoglio: 30/04/2026



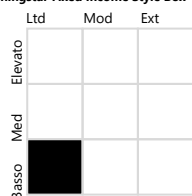
	%
Altre Azioni	35,4
Global Flexible Bond - EUR Hedged	19,6
EUR Corporate Bond	11,7
EUR Diversified Bond - Short Term	7,9
Azionari Europa Large-Cap Blend	6,7
EUR High Yield Bond	5,9
Global Corporate Bond - EUR Hedged	5,8
Global Emerging Markets Bond - EUR Hedged	3,9
Global Emerging Markets Equity	3,1
Totale	100,0

Equity Investment Style

	Valore	Blend	Crescita	Market Cap Breakdown	
Large	8,3	38,8	29,2	Giant	48,85
	3,4	11,3	6,5	Large	29,56
				Mid	18,80
Mid	0,0	1,7	0,8	Small	2,80
Small				Micro	0,00

Fixed Income Investment Style

Morningstar Fixed Income Style Box™



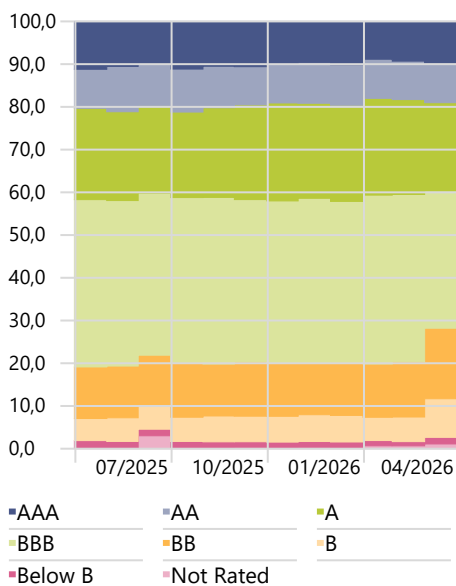
Average Eff Maturity (Yrs)

Qualita' del Credito media

A

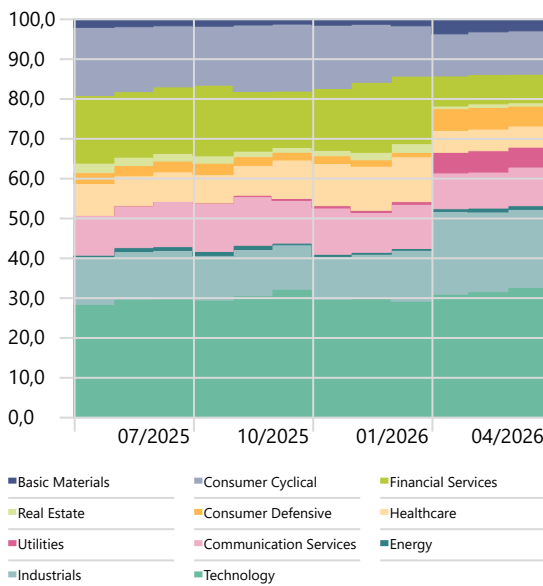
Qualità del credito

Time Period: 01/05/2025 to 30/04/2026

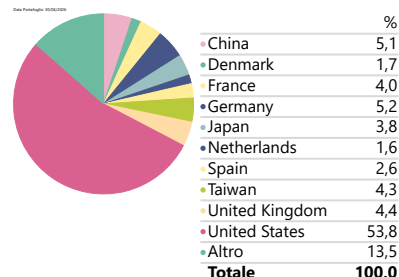


Settori Equity

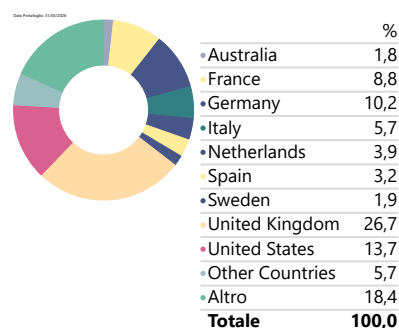
Time Period: 01/05/2025 to 30/04/2026



Equity Country - Top 10

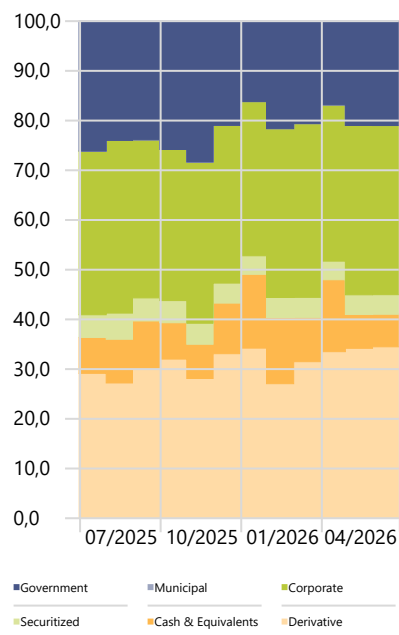


Fixed Income Country - Top 10



Settori Fixed Income

Time Period: 01/05/2025 to 30/04/2026



GamaLife

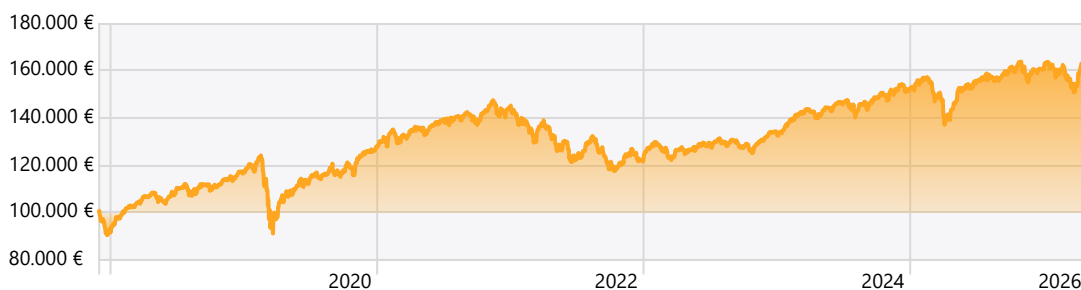
GamaLife MultInvest - Linea Swing

Informazioni Generali

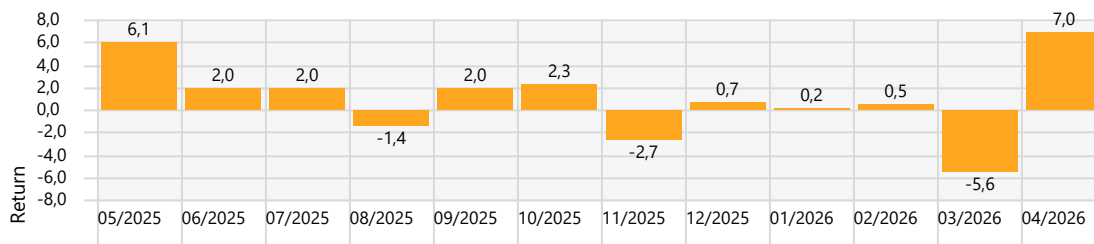
	Peso	Isin	Divisa	Lancio
Schroder ISF Glb Clmt Chg Eq C Acc EUR H	22,78%	LU2276581001	Euro	14/01/2021
UBS (Lux) ES USA Growth \$ EUR H Q-acc	20,78%	LU0508198768	Euro	06/05/2010
Ninety One GSF European Eq I Acc EUR	11,37%	LU0386383433	Euro	29/04/2014
PIMCO GIS Divers Inc Instl EURH Acc	9,74%	IE00B1JC0H05	Euro	14/02/2007
DWS Invest ESG Euro Bonds (Short) TFC	7,83%	LU1663869268	Euro	05/12/2017
Nordea 1 - Eur HY Sust Str Bond BI EUR	7,81%	LU1927799012	Euro	15/01/2019
Vontobel EM Debt HI Hdg EUR	5,87%	LU0926440222	Euro	15/05/2013
BSF ESG Fixed Income Strategies A2 EUR	4,87%	LU0438336264	Euro	30/09/2009
R-co Conviction Credit Euro C EUR	4,87%	FR0007008750	Euro	29/12/2000
RBC Funds (Lux) - EM Eq O EUR Acc	4,08%	LU1662744868	Euro	30/08/2017

Total Return

Time Period: 30/11/2018 to 30/04/2026



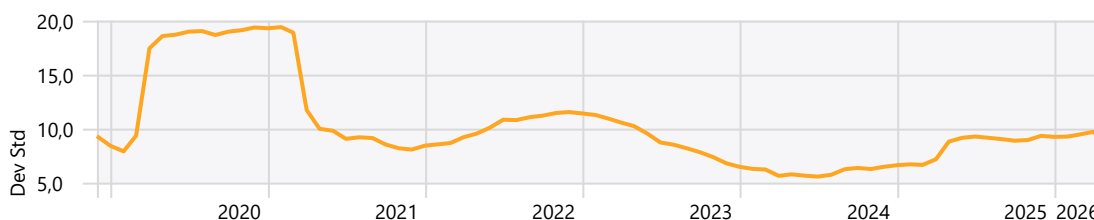
Rendimento Mensile



	Jan	Feb	Mar	Apr	May	Jun	Jul	Aug	Sep	Oct	Nov	Dec	Year
2026	0,22	0,47	-5,58	6,99									1,73
2025	2,83	-0,63	-5,31	-2,10	6,12	2,05	2,03	-1,41	1,99	2,35	-2,66	0,75	5,62
2024	1,56	3,29	1,94	-1,83	1,28	2,38	-0,40	0,77	0,94	-0,62	3,15	-0,15	12,88
2023	5,34	-1,97	0,51	-0,07	1,01	1,61	1,43	-0,80	-2,02	-1,14	3,84	2,46	10,38
2022	-3,67	-2,58	0,91	-3,16	-1,57	-6,27	5,94	-2,38	-6,28	2,29	4,86	-4,08	-15,65
2021	0,02	1,05	2,61	1,86	0,84	1,74	0,34	1,78	-2,56	3,49	-1,12	2,20	12,81
2020	0,70	-5,25	-10,33	8,43	2,94	1,72	0,89	3,64	-0,87	-1,28	7,56	2,65	9,76
2019	6,44	3,36	3,26	2,68	-3,98	3,79	2,62	-0,27	1,25	-0,06	2,74	1,35	25,35
2018												-7,00	

Volatilita' 1 anno

Rolling Window: 1 Anno 1 Mese shift



Statistiche 1 Anno

Orizzonte Temporale: 01/05/2025 to 30/04/2026

Standard Deviation	8,82
Rendimento	13,44
Indice di Sharpe	1,47
Indice di Sortino	1,83
Best Month %	6,99
Worst Month %	-5,58
Best Quarter %	2,59
Worst Quarter %	-4,92

Statistiche 2 Anni

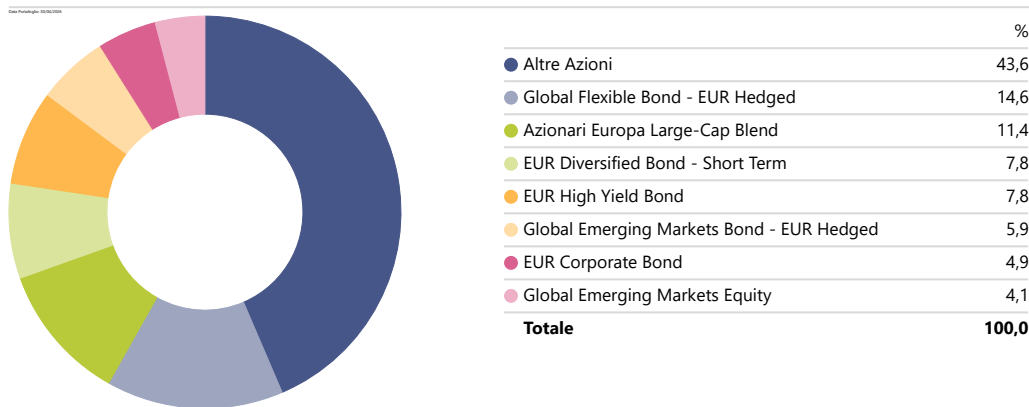
Orizzonte Temporale: 01/05/2024 to 30/04/2026

Standard Deviation	8,85
Rendimento annualizzato	7,49
Indice di Sharpe	0,67
Indice di Sortino	0,78
Best Month %	6,99
Worst Month %	-5,58
Best Quarter %	6,02
Worst Quarter %	-4,92



GamaLife MultInvest - Linea Swing

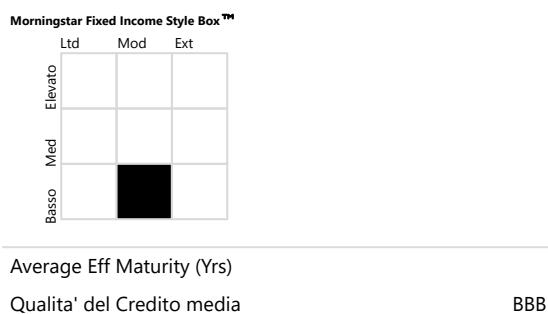
Asset Allocation



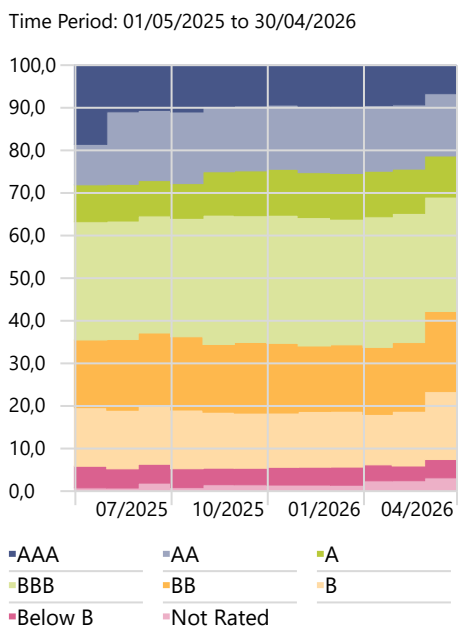
Equity Investment Style

	Valore	Blend	Crescita	Market Cap Breakdown	
Large	9,2	41,3	28,8	Giant	49,64
	3,6	9,5	5,1	Large	29,72
	0,0	1,7	0,8	Mid	18,16
Mid				Small	2,49
Small				Micro	0,00

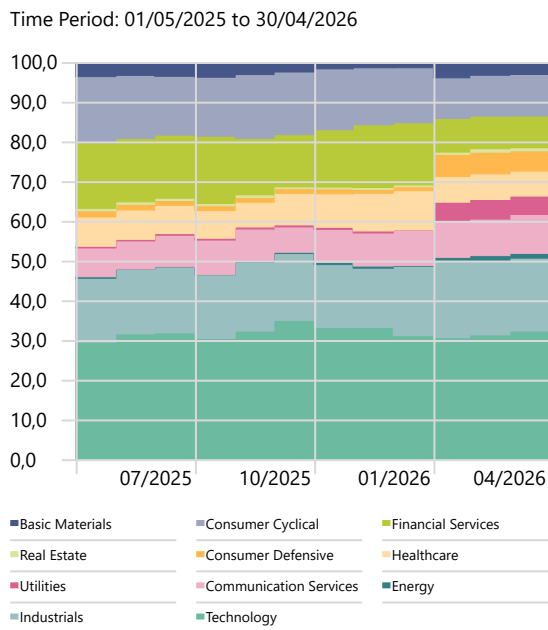
Fixed Income Investment Style



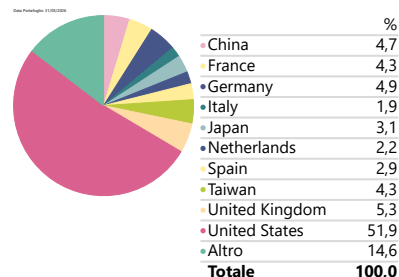
Qualità del credito



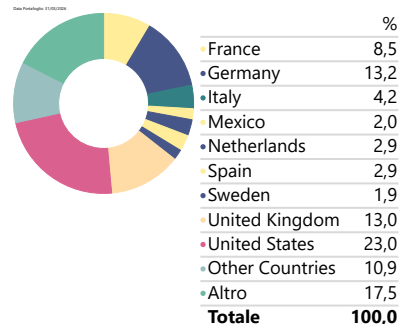
Settori Equity



Equity Country - Top 10



Fixed Income Country - Top 10



Settori Fixed Income

