

GamaLife Multinvest

GamaLife Multinvest - Linea Comfort

	Peso	ISIN	Divisa	Rendimenti Annualizzati		
BSF ESG Fixed Income Strategies A2 EUR	20,26%	LU0438336264	Euro	Dato: Rendimento		
R-co Conviction Credit Euro C EUR	18,17%	FR0007008750	Euro			
DWS Invest ESG Euro Bonds (Short) TFC	12,27%	LU1663869268	Euro			
PIMCO GIS Divers Inc Instl EURH Acc	11,06%	IE00B1JC0H05	Euro			
BNP Paribas Global Bond Opps I C	11,04%	LU0823392054	Euro	1 Anno	2 Anni	3 Anni
Schroder ISF Glb Clmt Chg Eq C Acc EUR H	8,72%	LU2276581001	Euro			
UBS (Lux) ES USA Growth \$ EUR H Q-acc	5,76%	LU0508198768	Euro			
Ninety One GSF European Eq I Acc EUR	4,71%	LU0386383433	Euro			
Nordea 1 - Eur HY Sust Str Bond BI EUR	4,02%	LU1927799012	Euro			
Vontobel EM Debt HI Hdg EUR	3,99%	LU0926440222	Euro			
GamaLife Multinvest - Linea Comfort				3,02	3,16	3,93

GamaLife Multinvest - Linea Melody

	Peso	ISIN	Divisa	Rendimenti Annualizzati		
R-co Conviction Credit Euro C EUR	18,23%	FR0007008750	Euro	Dato: Rendimento		
BSF ESG Fixed Income Strategies A2 EUR	16,27%	LU0438336264	Euro			
Schroder ISF Glb Clmt Chg Eq C Acc EUR H	12,65%	LU2276581001	Euro			
PIMCO GIS Divers Inc Instl EURH Acc	10,10%	IE00B1JC0H05	Euro			
BNP Paribas Global Bond Opps I C	10,07%	LU0823392054	Euro	1 Anno	2 Anni	3 Anni
DWS Invest ESG Euro Bonds (Short) TFC	9,23%	LU1663869268	Euro			
UBS (Lux) ES USA Growth \$ EUR H Q-acc	8,67%	LU0508198768	Euro			
Nordea 1 - Eur HY Sust Str Bond BI EUR	6,05%	LU1927799012	Euro			
Ninety One GSF European Eq I Acc EUR	4,73%	LU0386383433	Euro			
Vontobel EM Debt HI Hdg EUR	4,01%	LU0926440222	Euro			
GamaLife Multinvest - Linea Melody				3,05	3,25	4,71

GamaLife Multinvest - Linea Bilanciata ESG

	Peso	ISIN	Divisa	Rendimenti Annualizzati		
BSF ESG Fixed Income Strategies A2 EUR	20,50%	LU0438336264	Euro	Dato: Rendimento		
Schroder ISF Glb Clmt Chg Eq C Acc EUR H	19,61%	LU2276581001	Euro			
UBS (Lux) ES USA Growth \$ EUR H Q-acc	13,59%	LU0508198768	Euro			
DWS Invest Corporate Green Bonds TFC	12,24%	LU1956017633	Euro			
DWS Invest ESG Euro Bonds (Short) TFC	8,27%	LU1663869268	Euro	1 Anno	2 Anni	3 Anni
Ninety One GSF European Eq I Acc EUR	6,67%	LU0386383433	Euro			
Robeco Global SDG Credits IH € Cap	6,14%	LU1811861431	Euro			
Nordea 1 - Eur HY Sust Str Bond BI EUR	6,10%	LU1927799012	Euro			
PIMCO GIS Em Mkts Bd ESG Ins EUR H Acc	4,01%	IE00BDSTPS26	Euro			
RBC Funds (Lux) - EM Eq O EUR Acc	2,88%	LU1662744868	Euro			
GamaLife Multinvest - Linea Bilanciata ESG				3,54	3,44	6,61

GamaLife Multinvest - Linea Swing

	Peso	ISIN	Divisa	Rendimenti Annualizzati		
Schroder ISF Glb Clmt Chg Eq C Acc EUR H	21,76%	LU2276581001	Euro	Dato: Rendimento		
UBS (Lux) ES USA Growth \$ EUR H Q-acc	19,59%	LU0508198768	Euro			
Ninety One GSF European Eq I Acc EUR	11,54%	LU0386383433	Euro			
PIMCO GIS Divers Inc Instl EURH Acc	10,27%	IE00B1JC0H05	Euro			
DWS Invest ESG Euro Bonds (Short) TFC	8,35%	LU1663869268	Euro			
Nordea 1 - Eur HY Sust Str Bond BI EUR	8,20%	LU1927799012	Euro			
Vontobel EM Debt HI Hdg EUR	6,11%	LU0926440222	Euro			
BSF ESG Fixed Income Strategies A2 EUR	5,17%	LU0438336264	Euro			
R-co Conviction Credit Euro C EUR	5,15%	FR0007008750	Euro			
RBC Funds (Lux) - EM Eq O EUR Acc	3,87%	LU1662744868	Euro			
GamaLife Multinvest - Linea Swing				3,80	2,96	6,43

GamaLife

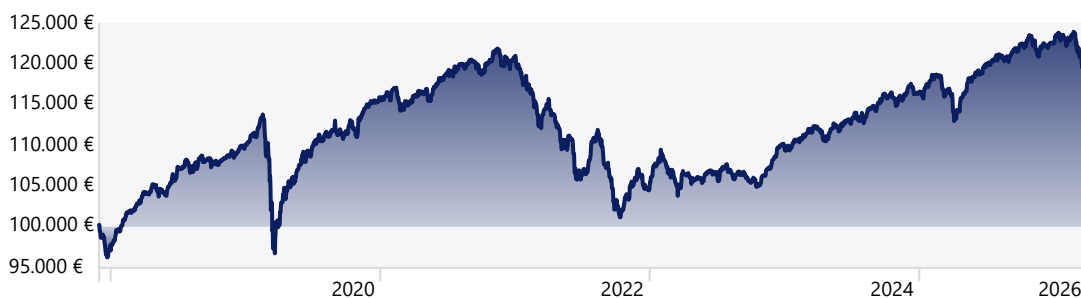
GamaLife MultInvest - Linea Comfort

Informazioni Generali

	Peso	Isin	Divisa	Lancio
BSF ESG Fixed Income Strategies A2 EUR	20,26%	LU0438336264	Euro	30/09/2009
R-co Conviction Credit Euro C EUR	18,17%	FR0007008750	Euro	29/12/2000
DWS Invest ESG Euro Bonds (Short) TFC	12,27%	LU1663869268	Euro	05/12/2017
PIMCO GIS Divers Inc Instl EURH Acc	11,06%	IE00B1JCOH05	Euro	14/02/2007
BNP Paribas Global Bond Opps I C	11,04%	LU0823392054	Euro	24/05/2013
Schroder ISF Glb Clmt Chg Eq C Acc EUR H	8,72%	LU2276581001	Euro	14/01/2021
UBS (Lux) ES USA Growth \$ EUR H Q-acc	5,76%	LU0508198768	Euro	06/05/2010
Ninety One GSF European Eq I Acc EUR	4,71%	LU0386383433	Euro	29/04/2014
Nordea 1 - Eur HY Sust Str Bond BI EUR	4,02%	LU1927799012	Euro	15/01/2019
Vontobel EM Debt HI Hdq EUR	3,99%	LU0926440222	Euro	15/05/2013

Total Return

Time Period: 30/11/2018 to 31/03/2026

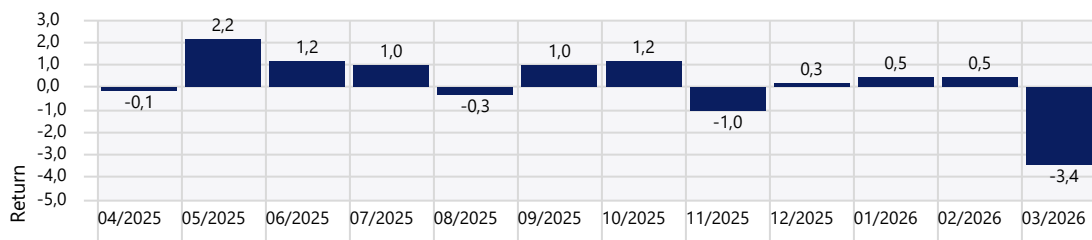


Statistiche 1 Anno

Orizzonte Temporale: 01/04/2025 to 31/03/2026

Standard Deviation	4,05
Rendimento	3,02
Indice di Sharpe	0,29
Indice di Sortino	0,32
Best Month %	2,22
Worst Month %	-3,42
Best Quarter %	3,34
Worst Quarter %	-2,41

Rendimento Mensile



Statistiche 2 Anni

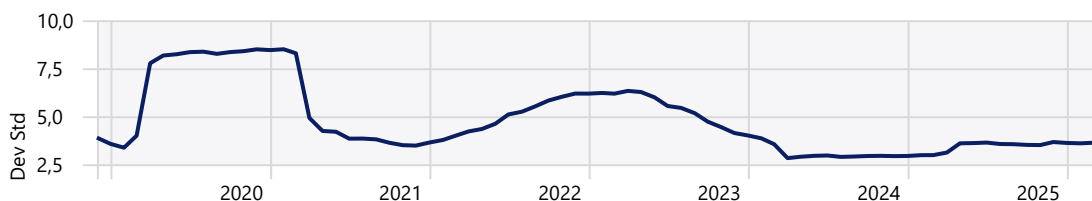
Orizzonte Temporale: 01/04/2024 to 31/03/2026

Standard Deviation	3,62
Rendimento annualizzato	3,16
Indice di Sharpe	0,16
Indice di Sortino	0,18
Best Month %	2,22
Worst Month %	-3,42
Best Quarter %	3,34
Worst Quarter %	-2,41

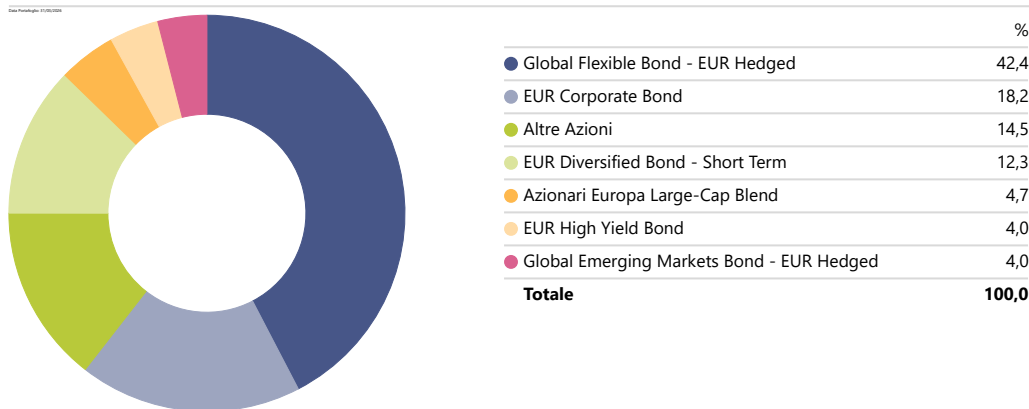
	Jan	Feb	Mar	Apr	May	Jun	Jul	Aug	Sep	Oct	Nov	Dec	Year
2026	0,52	0,53	-3,42	-0,10	2,22	1,20	0,99	-0,30	0,99	-1,20	-1,00	0,26	-2,41
2025	1,31	0,55	-2,14	-1,31	0,88	0,93	0,99	-0,76	1,11	-1,11	1,46	-0,11	5,23
2024	0,35	0,55	1,02	-1,31	0,88	0,93	0,99	-0,76	1,11	-1,11	1,46	-0,11	5,62
2023	-3,38	-1,53	0,08	-0,44	0,10	0,54	0,97	-0,90	-0,97	-0,31	2,27	-2,24	5,46
2022	-2,27	-2,53	-0,16	-2,25	-1,27	-4,55	4,39	-2,23	-5,42	1,52	2,98	-2,16	-13,49
2021	-0,33	-1,09	0,97	0,80	0,72	1,35	0,50	0,73	-1,07	-1,19	-0,40	0,79	4,21
2020	1,29	-2,11	-7,25	4,53	2,16	1,49	1,29	1,12	-0,35	-0,40	3,44	0,92	5,76
2019	2,78	1,59	2,08	1,30	-1,24	2,04	1,66	0,58	0,03	-0,24	0,96	-2,80	12,49

Volatilita' 1 anno

Rolling Window: 1 Anno 1 Mese shift




Asset Allocation



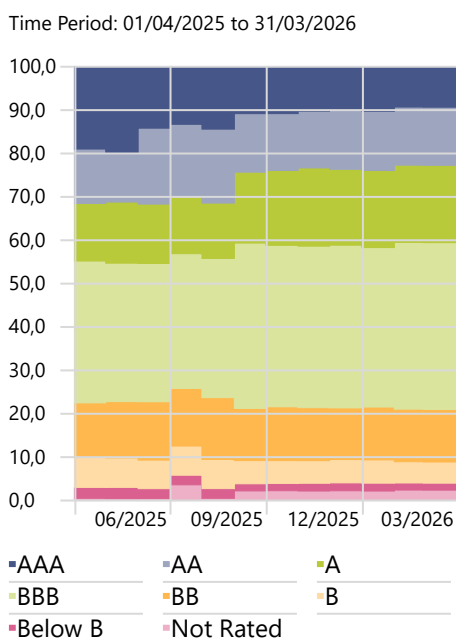
Equity Investment Style

	Valore	Blend	Crescita	Market Cap Breakdown	
Large	7,9	39,8	28,3	Giant	44,88
	4,6	11,2	5,9	Large	30,17
Mid	0,0	1,8	0,5	Mid	22,42
Small				Small	2,53
				Micro	0,00

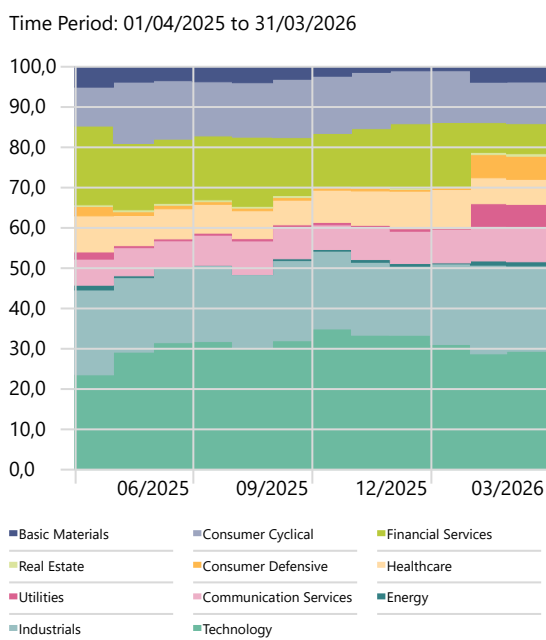
Fixed Income Investment Style



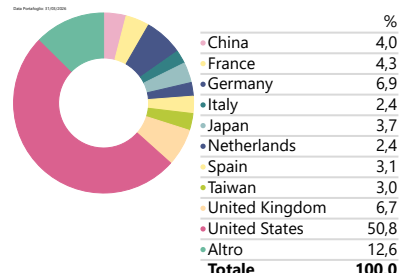
Qualità del credito



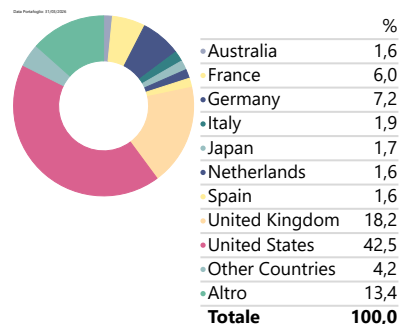
Settori Equity



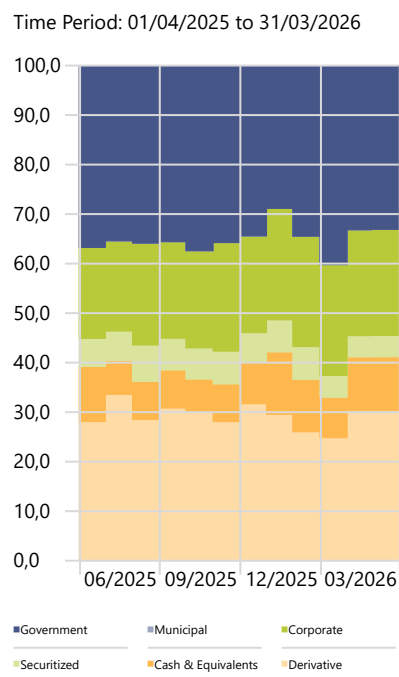
Equity Country - Top 10



Fixed Income Country - Top 10



Settori Fixed Income



GamaLife

GamaLife MultInvest - Linea Melody

Informazioni Generali

	Peso	Isin	Divisa	Lancio
R-co Conviction Credit Euro C EUR	18,23%	FR0007008750	Euro	29/12/2000
BSF ESG Fixed Income Strategies A2 EUR	16,27%	LU0438336264	Euro	30/09/2009
Schroder ISF Glb Clmt Chg Eq C Acc EUR H	12,65%	LU2276581001	Euro	14/01/2021
PIMCO GIS Divers Inc Instl EURH Acc	10,10%	IE00B1JC0H05	Euro	14/02/2007
BNP Paribas Global Bond Opps I C	10,07%	LU0823392054	Euro	24/05/2013
DWS Invest ESG Euro Bonds (Short) TFC	9,23%	LU1663869268	Euro	05/12/2017
UBS (Lux) ES USA Growth \$ EUR H Q-acc	8,67%	LU0508198768	Euro	06/05/2010
Nordea 1 - Eur HY Sust Str Bond BI EUR	6,05%	LU1927799012	Euro	15/01/2019
Ninety One GSF European Eq I Acc EUR	4,73%	LU0386383433	Euro	29/04/2014
Vontobel EM Debt HI Hdg EUR	4,01%	LU0926440222	Euro	15/05/2013

Total Return

Time Period: 30/11/2018 to 31/03/2026

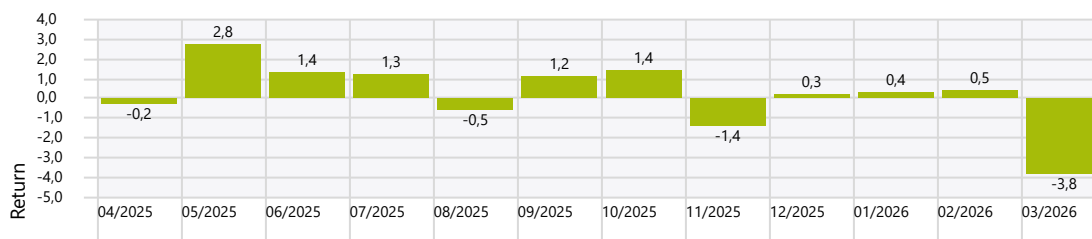


Statistiche 1 Anno

Orizzonte Temporale: 01/04/2025 to 31/03/2026

Standard Deviation	5,00
Rendimento	3,05
Indice di Sharpe	0,25
Indice di Sortino	0,27
Best Month %	2,75
Worst Month %	-3,80
Best Quarter %	3,92
Worst Quarter %	-2,96

Rendimento Mensile



Statistiche 2 Anni

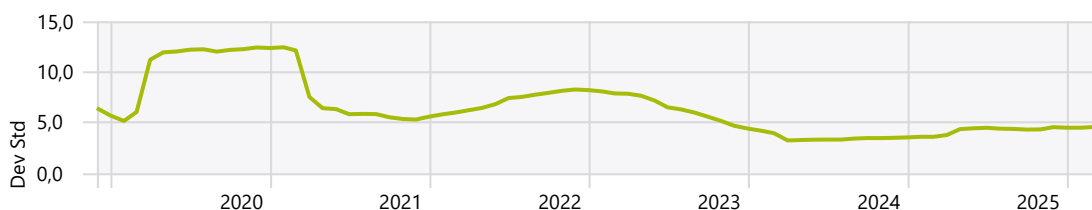
Orizzonte Temporale: 01/04/2024 to 31/03/2026

Standard Deviation	4,45
Rendimento annualizzato	3,25
Indice di Sharpe	0,16
Indice di Sortino	0,18
Best Month %	2,75
Worst Month %	-3,80
Best Quarter %	3,92
Worst Quarter %	-2,96

	Jan	Feb	Mar	Apr	May	Jun	Jul	Aug	Sep	Oct	Nov	Dec	Year
2026	0,37	0,50	-3,80	-0,24	2,75	1,38	1,25	-0,55	1,18	1,43	-1,40	0,29	-2,96
2025	1,61	0,43	-2,63	-1,39	0,98	1,18	0,77	0,80	1,08	-1,11	1,77	0,00	5,51
2024	0,58	1,23	1,21	-1,39	0,98	1,18	0,77	0,80	1,08	-1,11	1,77	0,00	7,27
2023	4,20	-1,91	0,23	-0,14	0,61	0,78	0,97	-0,92	-1,21	-0,44	2,56	2,29	7,09
2022	-3,33	-1,70	0,62	-2,64	-2,01	-5,75	5,15	-2,48	-5,34	1,75	3,84	-2,48	-14,02
2021	-0,11	-0,46	1,50	1,16	1,09	0,51	0,36	0,97	-1,85	2,11	-0,62	1,09	5,83
2020	0,88	-3,19	-8,19	6,02	2,39	1,71	1,15	1,93	-0,49	-0,61	5,06	1,66	7,84
2019	4,97	2,46	2,61	1,99	-2,35	2,73	2,10	0,28	0,50	-0,18	1,47	0,79	18,61
2018													-4,69

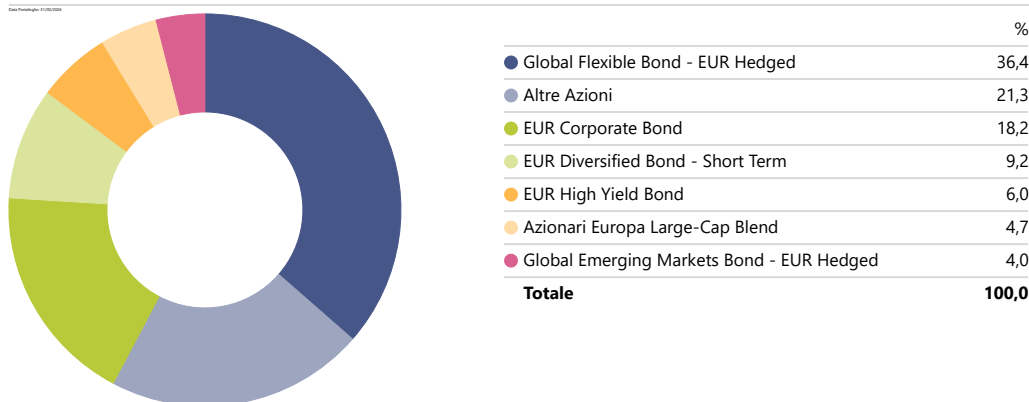
Volatilita' 1 anno

Rolling Window: 1 Anno 1 Mese shift



GamaLife MultInvest - Linea Melody


Asset Allocation



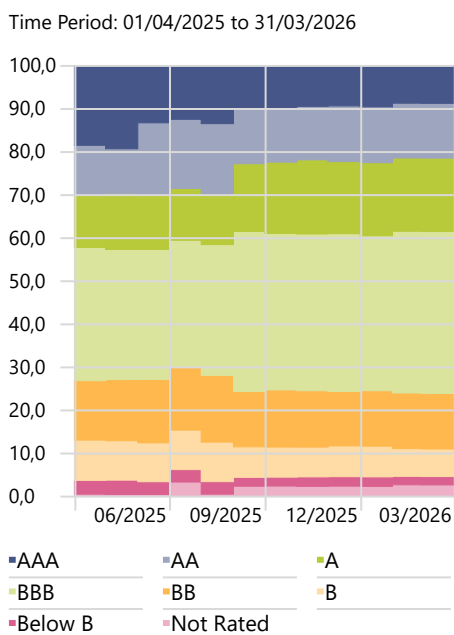
Equity Investment Style

	Valore	Blend	Crescita	Market Cap Breakdown	
Large	7,3	40,1	28,3	Giant	44,97
				Large	29,88
				Mid	22,54
Mid	4,4	11,5	6,0	Small	2,61
Small	0,0	1,9	0,6	Micro	0,00

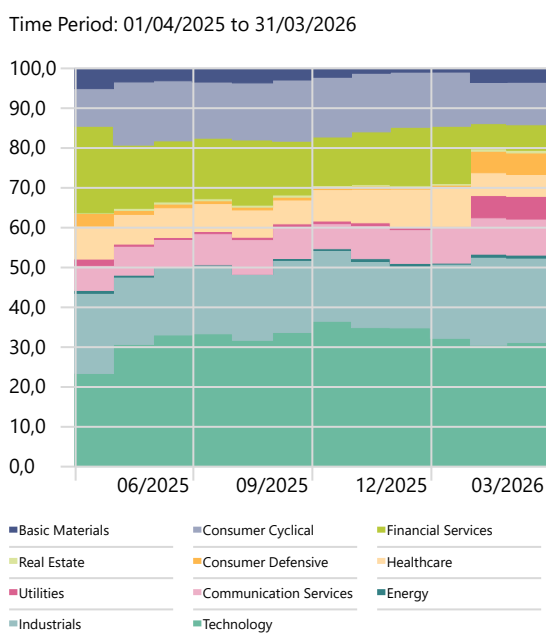
Fixed Income Investment Style



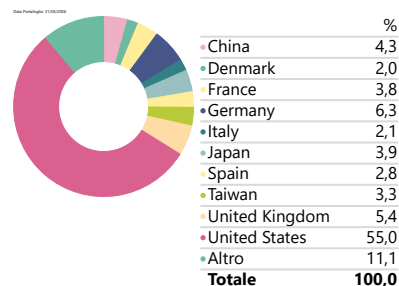
Qualità del credito



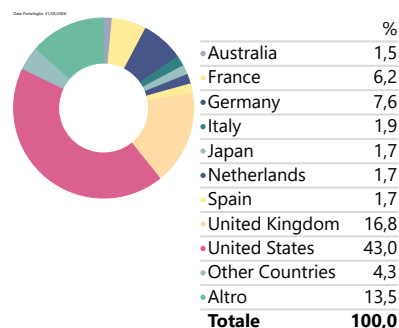
Settori Equity



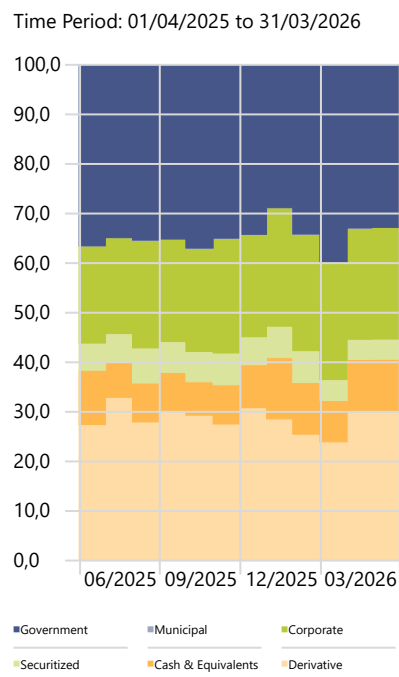
Equity Country - Top 10



Fixed Income Country - Top 10



Settori Fixed Income



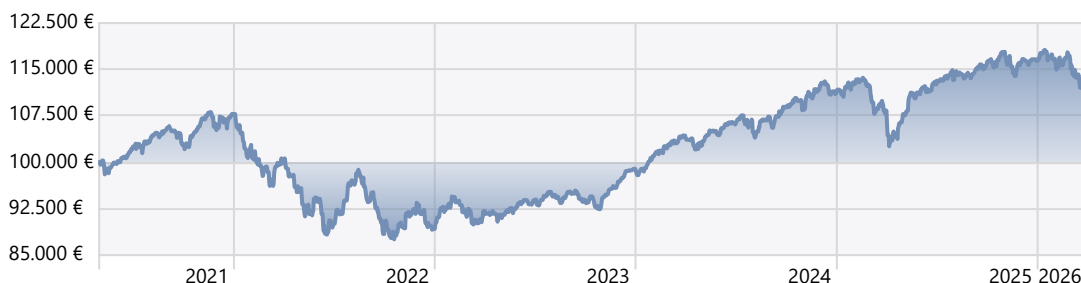
GamaLife MultiInvest - Linea Bilanciata ESG

Informazioni Generali

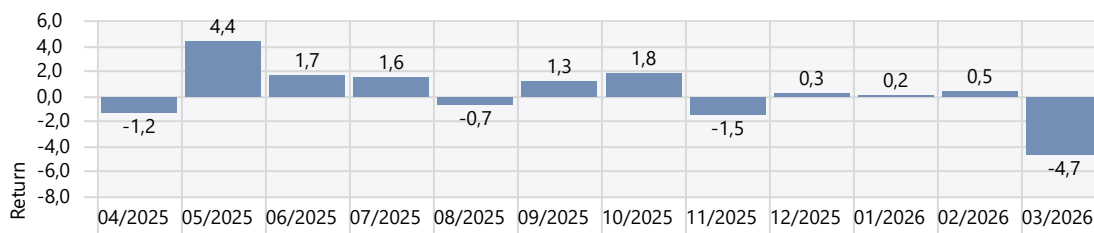
	Peso	Isin	Divisa	Lancio
BSF ESG Fixed Income Strategies A2 EUR	20,50%	LU0438336264	Euro	30/09/2009
Schroder ISF Glb Clmt Chg Eq C Acc EUR H	19,61%	LU2276581001	Euro	14/01/2021
UBS (Lux) ES USA Growth \$ EUR H Q-acc	13,59%	LU0508198768	Euro	06/05/2010
DWS Invest Corporate Green Bonds TFC	12,24%	LU1956017633	Euro	15/03/2019
DWS Invest ESG Euro Bonds (Short) TFC	8,27%	LU1663869268	Euro	05/12/2017
Ninety One GSF European Eq I Acc EUR	6,67%	LU0386383433	Euro	29/04/2014
Robeco Global SDG Credits IH € Cap	6,14%	LU1811861431	Euro	16/05/2018
Nordea 1 - Eur HY Sust Str Bond BI EUR	6,10%	LU1927799012	Euro	15/01/2019
PIMCO GIS Em Mkts Bd ESG Ins EUR H Acc	4,01%	IE00BDSTPS26	Euro	16/10/2013
RBC Funds (Lux) - EM Eq O EUR Acc	2,88%	LU1662744868	Euro	30/08/2017

Total Return

Time Period: 30/04/2021 to 31/03/2026



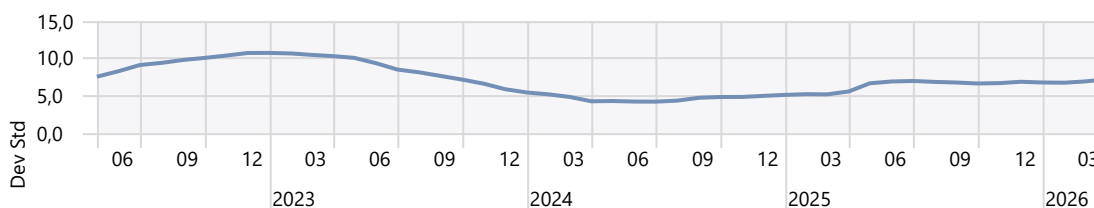
Rendimento Mensile



	Jan	Feb	Mar	Apr	May	Jun	Jul	Aug	Sep	Oct	Nov	Dec	Year
2026	0,21	0,50	-4,70	-1,25	4,40	1,66	1,64	-0,68	1,27	1,84	-1,45	0,30	-4,02
2025	1,51	-0,42	-4,07	-1,32	4,40	1,66	1,64	-0,68	1,27	1,84	-1,45	0,30	4,60
2024	1,47	2,01	1,84	-1,32	1,39	1,87	0,53	0,43	1,34	-0,40	3,09	-0,48	12,34
2023	4,33	-1,74	0,65	-0,60	1,36	1,13	1,51	-0,08	-1,24	-1,18	3,77	2,64	10,84
2022	-5,08	-2,92	0,56	-4,57	-1,31	-4,78	7,96	-2,60	-5,99	1,96	3,65	-4,52	-17,11
2021					-0,15	2,14	1,14	1,93	-2,28	2,88	-0,32	2,19	

Volatilita' 1 anno

Rolling Window: 1 Anno 1 Mese shift



Statistiche 1 Anno

Orizzonte Temporale: 01/04/2025 to 31/03/2026

Standard Deviation	7,26
Rendimento	3,54
Indice di Sharpe	0,27
Indice di Sortino	0,30
Best Month %	4,40
Worst Month %	-4,70
Best Quarter %	4,81
Worst Quarter %	-4,02

Statistiche 2 Anni

Orizzonte Temporale: 01/04/2024 to 31/03/2026

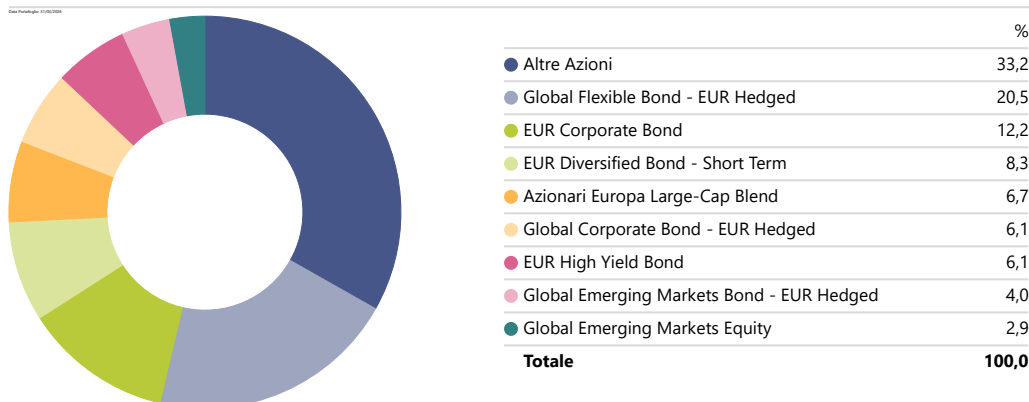
Standard Deviation	6,51
Rendimento annualizzato	3,44
Indice di Sharpe	0,17
Indice di Sortino	0,19
Best Month %	4,40
Worst Month %	-4,70
Best Quarter %	4,81
Worst Quarter %	-4,02



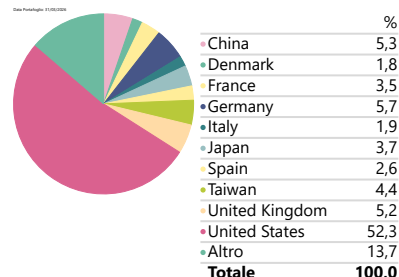
GamaLife MultiInvest - Linea Bilanciata ESG



Asset Allocation




Equity Country - Top 10



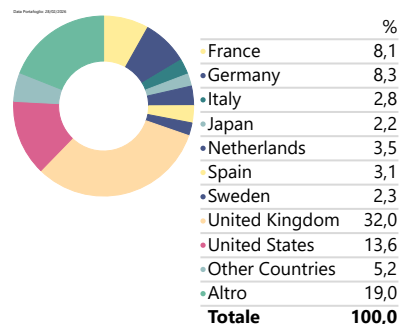
Equity Investment Style

	Valore	Blend	Crescita	Market Cap Breakdown	
Large	7,5	41,5	28,0	Giant	46,76
	4,0	10,8	6,0	Large	29,38
	0,0	1,7	0,5	Mid	21,40
Mid				Small	2,45
Small				Micro	0,00

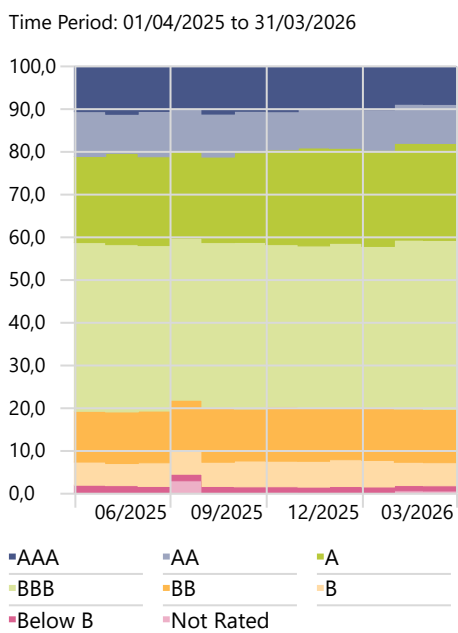
Fixed Income Investment Style



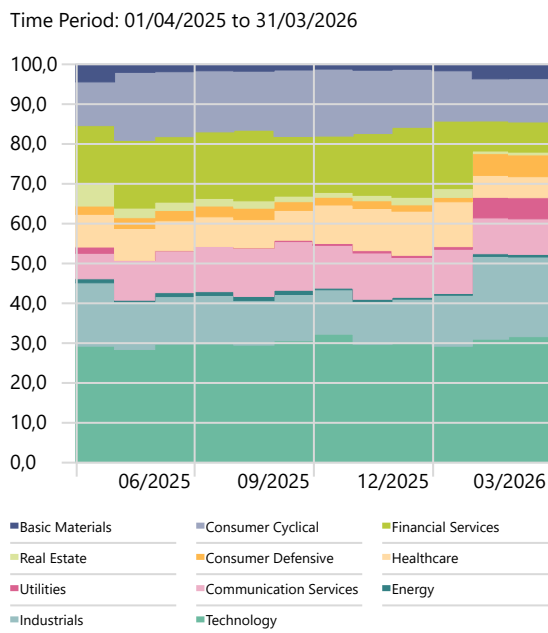
Fixed Income Country - Top 10



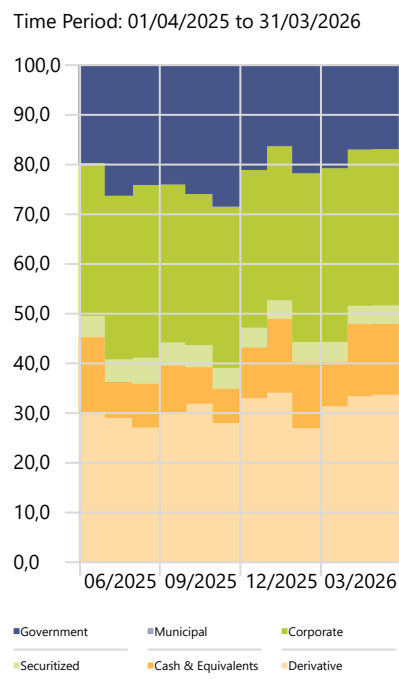
Qualità del credito



Settori Equity



Settori Fixed Income



GamaLife

GamaLife MultInvest - Linea Swing

Informazioni Generali

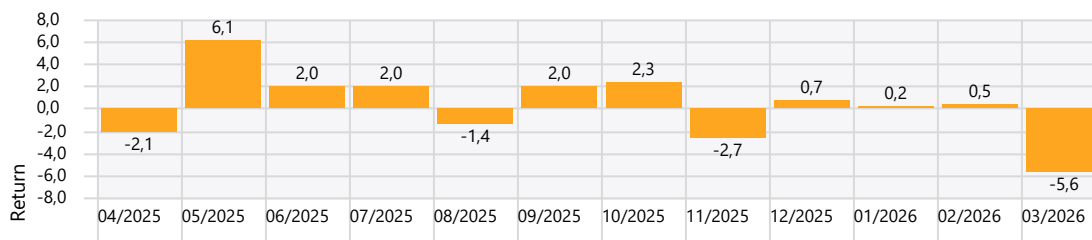
	Peso	Isin	Divisa	Lancio
Schroder ISF Glb Clmt Chg Eq C Acc EUR H	21,76%	LU2276581001	Euro	14/01/2021
UBS (Lux) ES USA Growth \$ EUR H Q-acc	19,59%	LU0508198768	Euro	06/05/2010
Ninety One GSF European Eq I Acc EUR	11,54%	LU0386383433	Euro	29/04/2014
PIMCO GIS Divers Inc Instl EURH Acc	10,27%	IE00B1JC0H05	Euro	14/02/2007
DWS Invest ESG Euro Bonds (Short) TFC	8,35%	LU1663869268	Euro	05/12/2017
Nordea 1 - Eur HY Sust Str Bond BI EUR	8,20%	LU1927799012	Euro	15/01/2019
Vontobel EM Debt HI Hdg EUR	6,11%	LU0926440222	Euro	15/05/2013
BSF ESG Fixed Income Strategies A2 EUR	5,17%	LU0438336264	Euro	30/09/2009
R-co Conviction Credit Euro C EUR	5,15%	FR0007008750	Euro	29/12/2000
RBC Funds (Lux) - EM Eq O EUR Acc	3,87%	LU1662744868	Euro	30/08/2017

Total Return

Time Period: 30/11/2018 to 31/03/2026



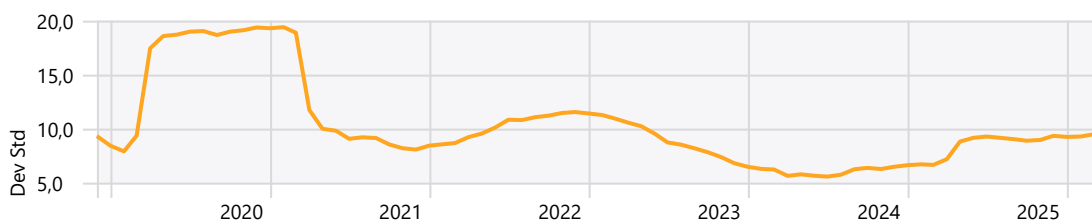
Rendimento Mensile



	Jan	Feb	Mar	Apr	May	Jun	Jul	Aug	Sep	Oct	Nov	Dec	Year
2026	0,22	0,47	-5,58										-4,92
2025	2,83	-0,63	-5,31	-2,10	6,12	2,05	2,03	-1,41	1,99	2,35	-2,66	0,75	5,62
2024	1,56	3,29	1,94	-1,83	1,28	2,38	-0,40	0,77	0,94	-0,62	3,15	-0,15	12,88
2023	5,34	-1,97	0,51	-0,07	1,01	1,61	1,43	-0,80	-2,02	-1,14	3,84	2,46	10,38
2022	-3,67	-2,58	0,91	-3,16	-1,57	-6,27	5,94	-2,38	-6,28	2,29	4,86	-4,08	-15,65
2021	0,02	1,05	2,61	1,86	0,84	1,74	0,34	1,78	-2,56	3,49	-1,12	2,20	12,81
2020	0,70	-5,25	-10,33	8,43	2,94	1,72	0,89	3,64	-0,87	-1,28	7,56	2,65	9,76
2019	6,44	3,36	3,26	2,68	-3,98	3,79	2,62	-0,27	1,25	-0,06	2,74	1,35	25,35
2018												-7,00	

Volatilita' 1 anno

Rolling Window: 1 Anno 1 Mese shift



Statistiche 1 Anno

Orizzonte Temporale: 01/04/2025 to 31/03/2026

Standard Deviation	9,79
Rendimento	3,80
Indice di Sharpe	0,26
Indice di Sortino	0,29
Best Month %	6,12
Worst Month %	-5,58
Best Quarter %	6,02
Worst Quarter %	-4,92

Statistiche 2 Anni

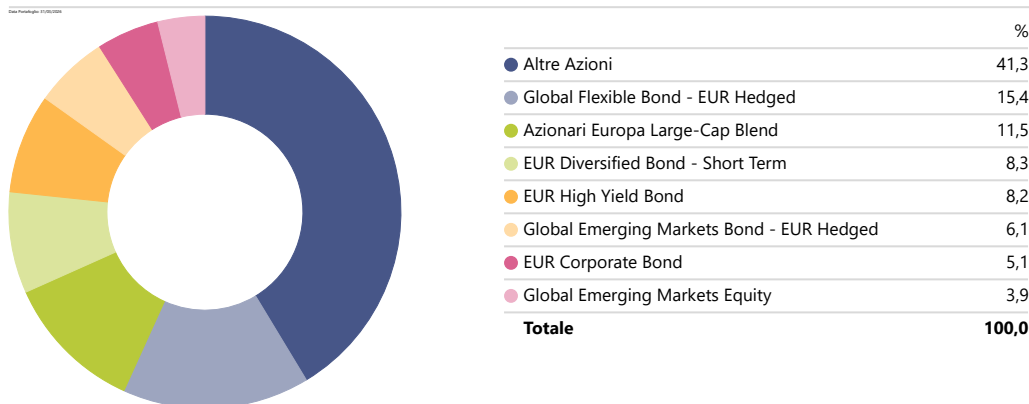
Orizzonte Temporale: 01/04/2024 to 31/03/2026

Standard Deviation	8,62
Rendimento annualizzato	2,96
Indice di Sharpe	0,09
Indice di Sortino	0,09
Best Month %	6,12
Worst Month %	-5,58
Best Quarter %	6,02
Worst Quarter %	-4,92



GamaLife MultInvest - Linea Swing

Asset Allocation

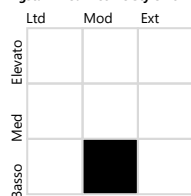


Equity Investment Style

	Valore	Blend	Crescita	Market Cap Breakdown	
Large	8,7	39,3	29,4	Giant	48,12
	3,5	10,1	6,8	Large	29,25
	0,0	1,5	0,7	Mid	20,44
Mid				Small	2,19
Small				Micro	0,00

Fixed Income Investment Style

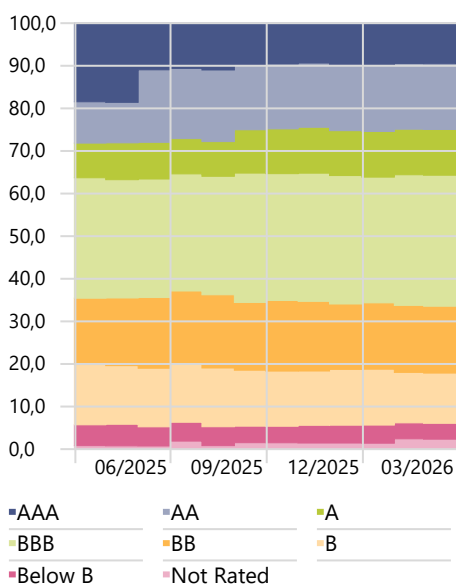
Morningstar Fixed Income Style Box™



Average Eff Maturity (Yrs) A
Qualita' del Credito media

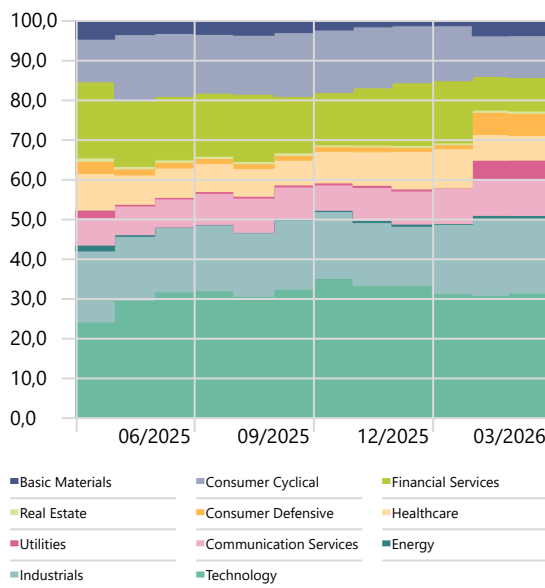
Qualità del credito

Time Period: 01/04/2025 to 31/03/2026

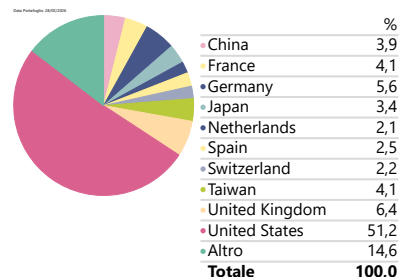


Settori Equity

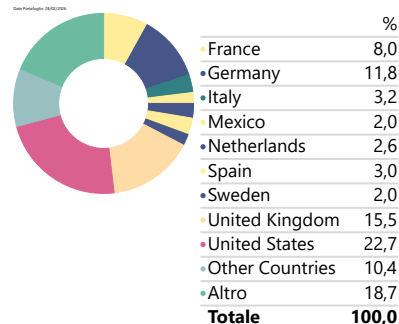
Time Period: 01/04/2025 to 31/03/2026



Equity Country - Top 10



Fixed Income Country - Top 10



Settori Fixed Income

Time Period: 01/04/2025 to 31/03/2026

