

# GamaLife Multinvest

**GamaLife Multinvest - Linea Comfort**

	Peso	ISIN	Divisa	<b>Rendimenti Annualizzati</b>		
BSF ESG Fixed Income Strategies A2 EUR	19,96%	LU0438336264	Euro	Dato: Rendimento		
R-co Conviction Credit Euro C EUR	18,01%	FR0007008750	Euro			
DWS Invest ESG Euro Bonds (Short) TFC	11,99%	LU1663869268	Euro			
BNP Paribas Global Bond Opps I C	11,00%	LU0823392054	Euro			
PIMCO GIS Divers Inc Instl EURH Acc	10,98%	IE00B1JC0H05	Euro	1 Anno	2 Anni	3 Anni
Schroder ISF Glb Clmt Chg Eq C Acc EUR H	9,09%	LU2276581001	Euro			
UBS (Lux) ES USA Growth \$ EUR H Q-acc	5,96%	LU0508198768	Euro			
Ninety One GSF European Eq I Acc EUR	5,00%	LU0386383433	Euro			
Nordea 1 - Eur HY Sust Str Bond BI EUR	4,00%	LU1927799012	Euro			
Vontobel EM Debt HI Hdg EUR	3,99%	LU0926440222	Euro			
<b>GamaLife Multinvest - Linea Comfort</b>				4,39	5,50	5,17

**GamaLife Multinvest - Linea Melody**

	Peso	ISIN	Divisa	<b>Rendimenti Annualizzati</b>		
R-co Conviction Credit Euro C EUR	18,01%	FR0007008750	Euro	Dato: Rendimento		
BSF ESG Fixed Income Strategies A2 EUR	15,96%	LU0438336264	Euro			
Schroder ISF Glb Clmt Chg Eq C Acc EUR H	13,13%	LU2276581001	Euro			
BNP Paribas Global Bond Opps I C	9,99%	LU0823392054	Euro			
PIMCO GIS Divers Inc Instl EURH Acc	9,98%	IE00B1JC0H05	Euro	1 Anno	2 Anni	3 Anni
DWS Invest ESG Euro Bonds (Short) TFC	8,99%	LU1663869268	Euro			
UBS (Lux) ES USA Growth \$ EUR H Q-acc	8,94%	LU0508198768	Euro			
Nordea 1 - Eur HY Sust Str Bond BI EUR	6,00%	LU1927799012	Euro			
Ninety One GSF European Eq I Acc EUR	5,00%	LU0386383433	Euro			
Vontobel EM Debt HI Hdg EUR	3,99%	LU0926440222	Euro			
<b>GamaLife Multinvest - Linea Melody</b>				4,31	5,90	6,15

**GamaLife Multinvest - Linea Bilanciata ESG**

	Peso	ISIN	Divisa	<b>Rendimenti Annualizzati</b>		
Schroder ISF Glb Clmt Chg Eq C Acc EUR H	20,17%	LU2276581001	Euro	Dato: Rendimento		
BSF ESG Fixed Income Strategies A2 EUR	19,92%	LU0438336264	Euro			
UBS (Lux) ES USA Growth \$ EUR H Q-acc	13,88%	LU0508198768	Euro			
DWS Invest Corporate Green Bonds TFC	11,97%	LU1956017633	Euro			
DWS Invest ESG Euro Bonds (Short) TFC	7,98%	LU1663869268	Euro	1 Anno	2 Anni	3 Anni
Ninety One GSF European Eq I Acc EUR	6,99%	LU0386383433	Euro			
Robeco Global SDG Credits IH € Cap	5,99%	LU1811861431	Euro			
Nordea 1 - Eur HY Sust Str Bond BI EUR	5,99%	LU1927799012	Euro			
PIMCO GIS Em Mkts Bd ESG Ins EUR H Acc	3,99%	IE00BDSTPS26	Euro			
RBC Funds (Lux) - EM Eq O EUR Acc	3,11%	LU1662744868	Euro			
<b>GamaLife Multinvest - Linea Bilanciata ESG</b>				4,22	6,94	8,56

**GamaLife Multinvest - Linea Swing**

	Peso	ISIN	Divisa	<b>Rendimenti Annualizzati</b>		
Schroder ISF Glb Clmt Chg Eq C Acc EUR H	22,18%	LU2276581001	Euro	Dato: Rendimento		
UBS (Lux) ES USA Growth \$ EUR H Q-acc	19,83%	LU0508198768	Euro			
Ninety One GSF European Eq I Acc EUR	11,98%	LU0386383433	Euro			
PIMCO GIS Divers Inc Instl EURH Acc	9,96%	IE00B1JC0H05	Euro	1 Anno	2 Anni	3 Anni
Nordea 1 - Eur HY Sust Str Bond BI EUR	7,98%	LU1927799012	Euro			
DWS Invest ESG Euro Bonds (Short) TFC	7,98%	LU1663869268	Euro			
Vontobel EM Debt HI Hdg EUR	5,98%	LU0926440222	Euro			
R-co Conviction Credit Euro C EUR	4,99%	FR0007008750	Euro			
BSF ESG Fixed Income Strategies A2 EUR	4,98%	LU0438336264	Euro			
RBC Funds (Lux) - EM Eq O EUR Acc	4,15%	LU1662744868	Euro			
<b>GamaLife Multinvest - Linea Swing</b>				4,09	6,99	8,67

# GamaLife

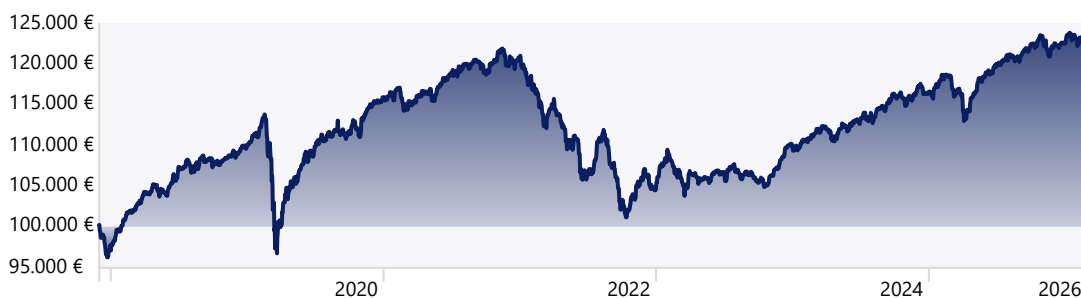
## GamaLife MultInvest - Linea Comfort

### Informazioni Generali

	Peso	Isin	Divisa	Lancio
BSF ESG Fixed Income Strategies A2 EUR	19,96%	LU0438336264	Euro	30/09/2009
R-co Conviction Credit Euro C EUR	18,01%	FR0007008750	Euro	29/12/2000
DWS Invest ESG Euro Bonds (Short) TFC	11,99%	LU1663869268	Euro	05/12/2017
BNP Paribas Global Bond Opps I C	11,00%	LU0823392054	Euro	24/05/2013
PIMCO GIS Divers Inc Instl EURH Acc	10,98%	IE00B1JCOH05	Euro	14/02/2007
Schroder ISF Glb Clmt Chg Eq C Acc EUR H	9,09%	LU2276581001	Euro	14/01/2021
UBS (Lux) ES USA Growth \$ EUR H Q-acc	5,96%	LU0508198768	Euro	06/05/2010
Ninety One GSF European Eq I Acc EUR	5,00%	LU0386383433	Euro	29/04/2014
Nordea 1 - Eur HY Sust Str Bond BI EUR	4,00%	LU1927799012	Euro	15/01/2019
Vontobel EM Debt HI Hdq EUR	3,99%	LU0926440222	Euro	15/05/2013

### Total Return

Time Period: 30/11/2018 to 28/02/2026

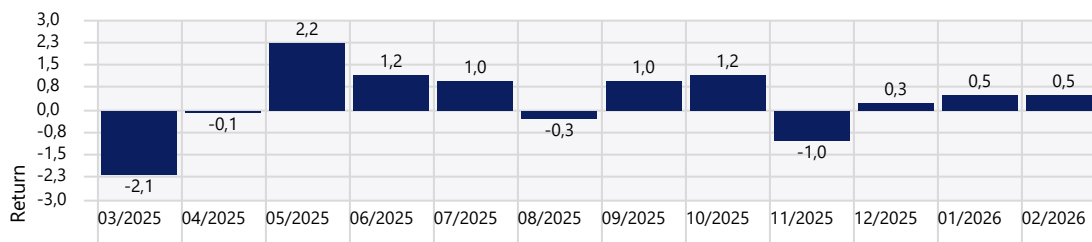


### Statistiche 1 Anno

Orizzonte Temporale: 01/03/2025 to 28/02/2026

Standard Deviation	3,66
Rendimento	4,39
Indice di Sharpe	0,74
Indice di Sortino	0,83
Best Month %	2,22
Worst Month %	-2,14
Best Quarter %	3,34
Worst Quarter %	0,45

### Rendimento Mensile



### Statistiche 2 Anni

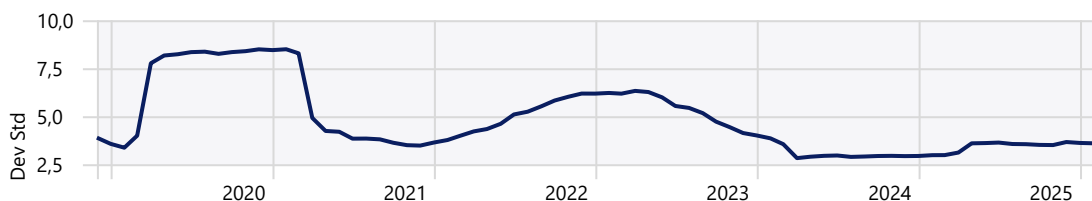
Orizzonte Temporale: 01/03/2024 to 28/02/2026

Standard Deviation	3,35
Rendimento annualizzato	5,50
Indice di Sharpe	0,95
Indice di Sortino	1,09
Best Month %	2,22
Worst Month %	-2,14
Best Quarter %	3,34
Worst Quarter %	-0,32

	Jan	Feb	Mar	Apr	May	Jun	Jul	Aug	Sep	Oct	Nov	Dec	Year
2026	0,52	0,53	-2,14	-0,10	2,22	1,20	0,99	-0,30	0,99	-1,20	-1,00	0,26	1,05
2025	1,31	0,55	1,02	-1,31	0,88	0,93	0,99	0,76	1,11	-1,11	1,46	-0,11	5,23
2024	0,35	0,55	1,02	-1,31	0,88	0,93	0,99	0,76	1,11	-1,11	1,46	-0,11	5,62
2023	3,38	-1,53	0,08	-0,44	0,10	0,54	0,97	-0,90	-0,97	-0,31	2,27	-2,24	5,46
2022	-2,27	-2,53	-0,16	-2,25	-1,27	-4,55	4,39	-2,23	-5,42	1,52	2,98	-2,16	-13,49
2021	-0,33	-1,09	0,97	0,80	0,72	1,35	0,50	0,73	-1,07	1,19	-0,40	0,79	4,21
2020	1,29	-2,11	-7,25	4,53	2,16	1,49	1,29	1,12	-0,35	-0,40	3,44	0,92	5,76
2019	2,78	1,59	2,08	1,30	-1,24	2,04	1,66	0,58	0,03	-0,24	0,96	-2,80	12,49

### Volatilita' 1 anno

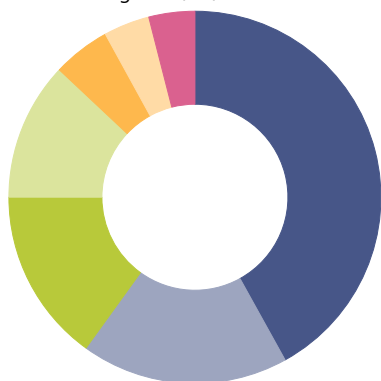
Rolling Window: 1 Anno 1 Mese shift





## Asset Allocation

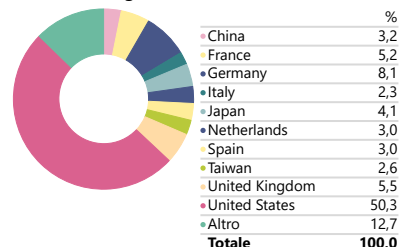
Data Portafoglio: 28/02/2026



	%
Global Flexible Bond - EUR Hedged	41,9
EUR Corporate Bond	18,0
Altre Azioni	15,1
EUR Diversified Bond - Short Term	12,0
Azionari Europa Large-Cap Blend	5,0
EUR High Yield Bond	4,0
Global Emerging Markets Bond - EUR Hedged	4,0
<b>Totale</b>	<b>100,0</b>

## Equity Country - Top 10

Data Portafoglio: 28/02/2026

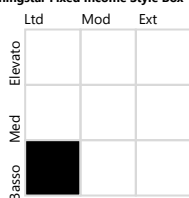


## Equity Investment Style

	Valore	Blend	Crescita	Market Cap Breakdown	
Large	6,6	32,2	39,7	Giant	44,98
	2,3	5,1	12,4	Large	32,42
Mid	0,0	1,0	0,6	Mid	20,34
Small				Small	2,26
				Micro	0,00

## Fixed Income Investment Style

Morningstar Fixed Income Style Box™

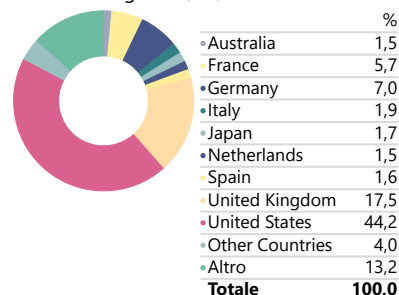


Average Eff Maturity (Yrs)

Qualita' del Credito media **A**

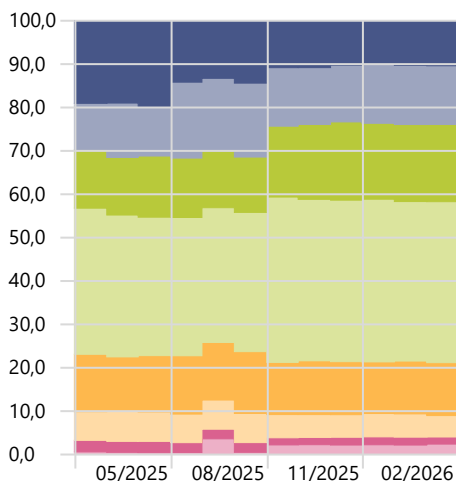
## Fixed Income Country - Top 10

Data Portafoglio: 28/02/2026



## Qualità del credito

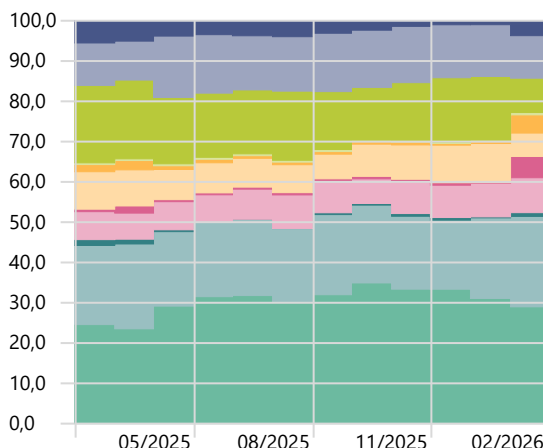
Time Period: 01/03/2025 to 28/02/2026



■ AAA	■ AA	■ A
■ BBB	■ BB	■ B
■ Below B	■ Not Rated	

## Settori Equity

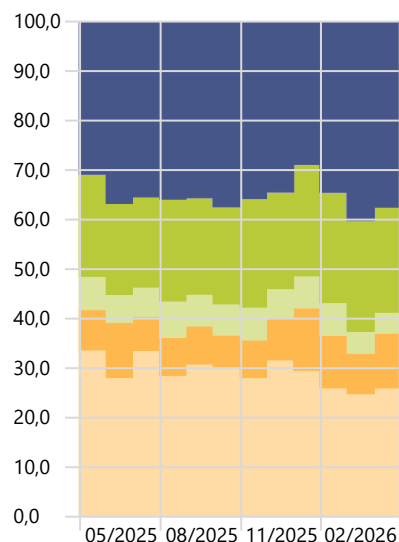
Time Period: 01/03/2025 to 28/02/2026



■ Basic Materials	■ Consumer Cyclical	■ Financial Services
■ Real Estate	■ Consumer Defensive	■ Healthcare
■ Utilities	■ Communication Services	■ Energy
■ Industrials	■ Technology	

## Settori Fixed Income

Time Period: 01/03/2025 to 28/02/2026



■ Government	■ Municipal	■ Corporate
■ Securitized	■ Cash & Equivalents	■ Derivative

# GamaLife

## GamaLife MultInvest - Linea Melody

### Informazioni Generali

	Peso	Isin	Divisa	Lancio
R-co Conviction Credit Euro C EUR	18,01%	FR0007008750	Euro	29/12/2000
BSF ESG Fixed Income Strategies A2 EUR	15,96%	LU0438336264	Euro	30/09/2009
Schroder ISF Glb Clmt Chg Eq C Acc EUR H	13,13%	LU2276581001	Euro	14/01/2021
BNP Paribas Global Bond Opps I C	9,99%	LU0823392054	Euro	24/05/2013
PIMCO GIS Divers Inc Instl EURH Acc	9,98%	IE00B1JCOH05	Euro	14/02/2007
DWS Invest ESG Euro Bonds (Short) TFC	8,99%	LU1663869268	Euro	05/12/2017
UBS (Lux) ES USA Growth \$ EUR H Q-acc	8,94%	LU0508198768	Euro	06/05/2010
Nordea 1 - Eur HY Sust Str Bond BI EUR	6,00%	LU1927799012	Euro	15/01/2019
Ninety One GSF European Eq I Acc EUR	5,00%	LU0386383433	Euro	29/04/2014
Vontobel EM Debt HI Hdq EUR	3,99%	LU0926440222	Euro	15/05/2013

### Total Return

Time Period: 30/11/2018 to 28/02/2026

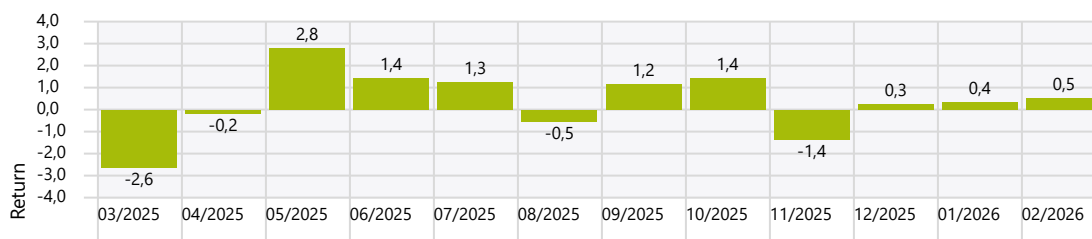


### Statistiche 1 Anno

Orizzonte Temporale: 01/03/2025 to 28/02/2026

Standard Deviation	4,61
Rendimento	4,31
Indice di Sharpe	0,58
Indice di Sortino	0,64
Best Month %	2,75
Worst Month %	-2,63
Best Quarter %	3,92
Worst Quarter %	0,30

### Rendimento Mensile



### Statistiche 2 Anni

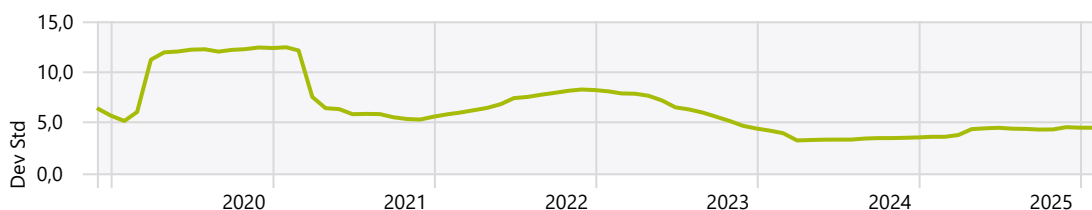
Orizzonte Temporale: 01/03/2024 to 28/02/2026

Standard Deviation	4,16
Rendimento annualizzato	5,90
Indice di Sharpe	0,88
Indice di Sortino	1,00
Best Month %	2,75
Worst Month %	-2,63
Best Quarter %	3,92
Worst Quarter %	-0,64

	Jan	Feb	Mar	Apr	May	Jun	Jul	Aug	Sep	Oct	Nov	Dec	Year
2026	0,37	0,50											0,88
2025	1,61	0,43											5,51
2024	0,58	1,23											7,27
2023	4,20	-1,91	0,23	-0,14	0,61	0,78	0,97	-0,92	-1,21	-0,44	2,56	2,29	7,09
2022	-3,33	-1,70	0,62	-2,64	-2,01	-5,75	5,15	-2,48	-5,34	1,75	3,84	-2,48	-14,02
2021	-0,11	-0,46	1,50	1,16	1,09	0,51	0,36	0,97	-1,85	2,11	-0,62	1,09	5,83
2020	0,88	-3,19	-8,19	6,02	2,39	1,71	1,15	1,93	-0,49	-0,61	5,06	1,66	7,84
2019	4,97	2,46	2,61	1,99	-2,35	2,73	2,10	0,28	0,50	-0,18	1,47	0,79	18,61
2018													-4,69

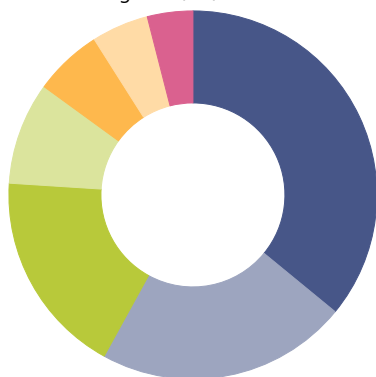
### Volatilita' 1 anno

Rolling Window: 1 Anno 1 Mese shift



## Asset Allocation

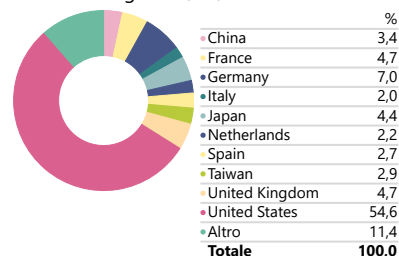
Data Portafoglio: 28/02/2026



	%
Global Flexible Bond - EUR Hedged	35,9
Altre Azioni	22,1
EUR Corporate Bond	18,0
EUR Diversified Bond - Short Term	9,0
EUR High Yield Bond	6,0
Azionari Europa Large-Cap Blend	5,0
Global Emerging Markets Bond - EUR Hedged	4,0
<b>Totale</b>	<b>100,0</b>

## Equity Country - Top 10

Data Portafoglio: 28/02/2026

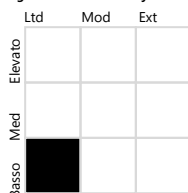


## Equity Investment Style

	Valore	Blend	Crescita	Market Cap Breakdown	
Large	6,0	31,6	39,2	Giant	45,06
	2,6	5,5	13,2	Large	32,15
	0,0	1,1	0,6	Mid	20,36
Mid				Small	2,43
Small				Micro	0,00

## Fixed Income Investment Style

Morningstar Fixed Income Style Box™



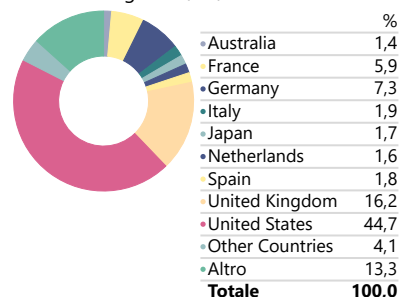
Average Eff Maturity (Yrs)

Qualita' del Credito media

A

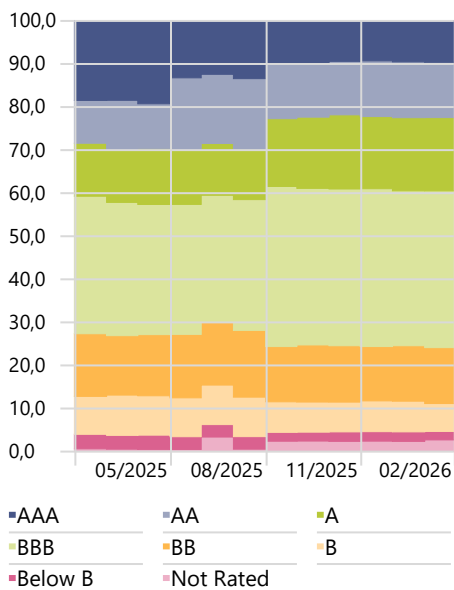
## Fixed Income Country - Top 10

Data Portafoglio: 28/02/2026



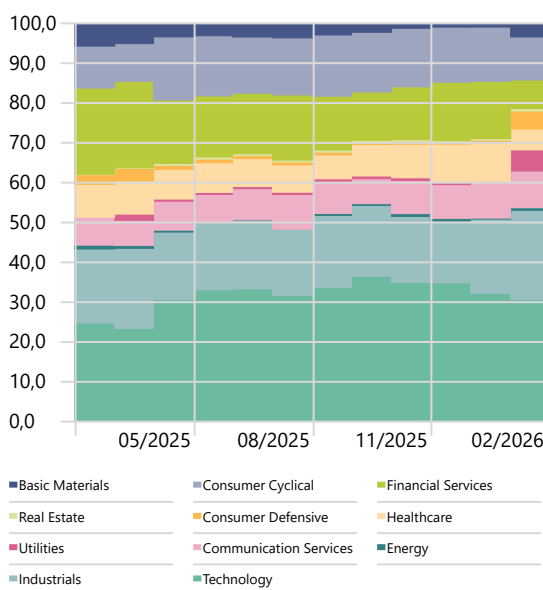
## Qualità del credito

Time Period: 01/03/2025 to 28/02/2026



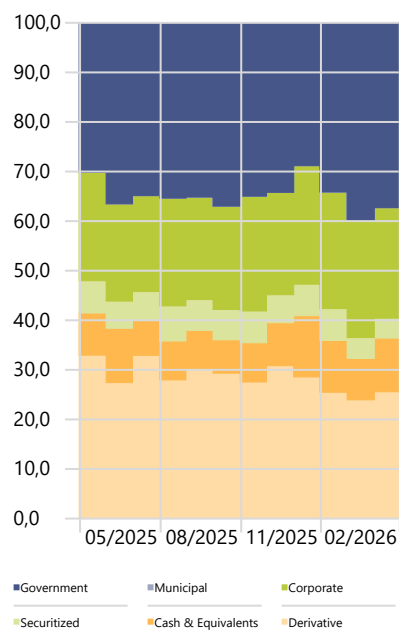
## Settori Equity

Time Period: 01/03/2025 to 28/02/2026



## Settori Fixed Income

Time Period: 01/03/2025 to 28/02/2026



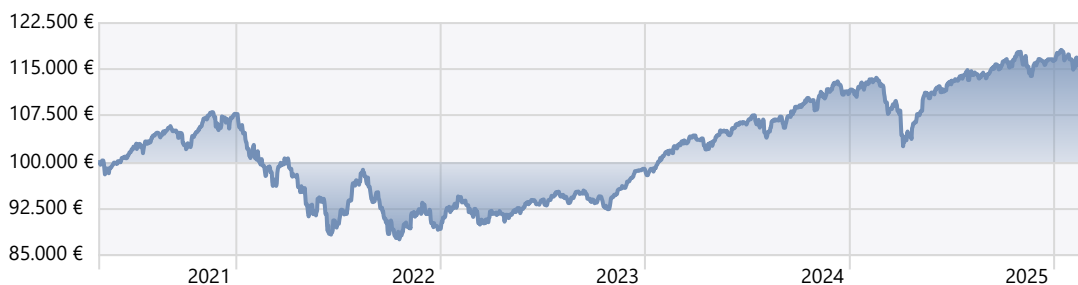
# GamaLife MultiInvest - Linea Bilanciata ESG

## Informazioni Generali

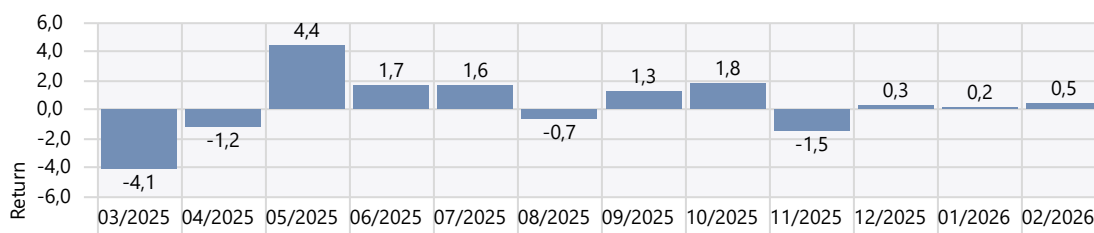
	Peso	Isin	Divisa	Lancio
Schroder ISF Glb Clmt Chg Eq C Acc EUR H	20,17%	LU2276581001	Euro	14/01/2021
BSF ESG Fixed Income Strategies A2 EUR	19,92%	LU0438336264	Euro	30/09/2009
UBS (Lux) ES USA Growth \$ EUR H Q-acc	13,88%	LU0508198768	Euro	06/05/2010
DWS Invest Corporate Green Bonds TFC	11,97%	LU1956017633	Euro	15/03/2019
DWS Invest ESG Euro Bonds (Short) TFC	7,98%	LU1663869268	Euro	05/12/2017
Ninety One GSF European Eq I Acc EUR	6,99%	LU0386383433	Euro	29/04/2014
Robeco Global SDG Credits IH € Cap	5,99%	LU1811861431	Euro	16/05/2018
Nordea 1 - Eur HY Sust Str Bond BI EUR	5,99%	LU1927799012	Euro	15/01/2019
PIMCO GIS Em Mkts Bd ESG Ins EUR H Acc	3,99%	IE00BDSTPS26	Euro	16/10/2013
RBC Funds (Lux) - EM Eq O EUR Acc	3,11%	LU1662744868	Euro	30/08/2017

## Total Return

Time Period: 30/04/2021 to 28/02/2026



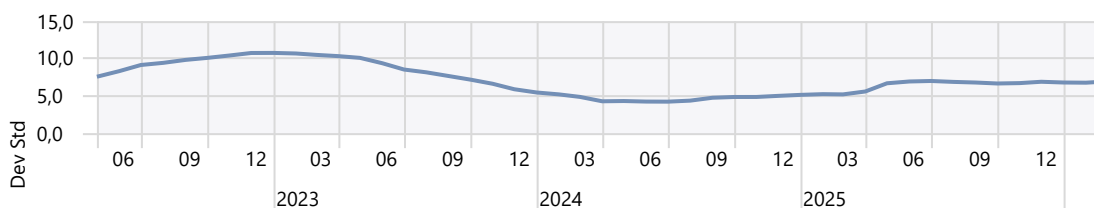
## Rendimento Mensile



	Jan	Feb	Mar	Apr	May	Jun	Jul	Aug	Sep	Oct	Nov	Dec	Year
2026	0,21	0,50											0,71
2025	1,51	-0,42	-4,07	-1,25	4,40	1,66	1,64	-0,68	1,27	1,84	-1,45	0,30	4,60
2024	1,47	2,01	1,84	-1,32	1,39	1,87	0,53	0,43	1,34	-0,40	3,09	-0,48	12,34
2023	4,33	-1,74	0,65	-0,60	1,36	1,13	1,51	-0,08	-1,24	-1,18	3,77	2,64	10,84
2022	-5,08	-2,92	0,56	-4,57	-1,31	-4,78	7,96	-2,60	-5,99	1,96	3,65	-4,52	-17,11
2021					-0,15	2,14	1,14	1,93	-2,28	2,88	-0,32	2,19	

## Volatilita' 1 anno

Rolling Window: 1 Anno 1 Mese shift



## Statistiche 1 Anno

Orizzonte Temporale: 01/03/2025 to 28/02/2026

Standard Deviation	6,98
Rendimento	4,22
Indice di Sharpe	0,39
Indice di Sortino	0,43
Best Month %	4,40
Worst Month %	-4,07
Best Quarter %	4,81
Worst Quarter %	0,67

## Statistiche 2 Anni

Orizzonte Temporale: 01/03/2024 to 28/02/2026

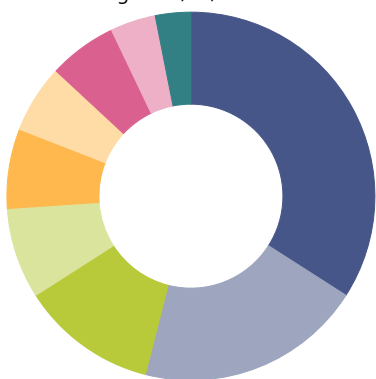
Standard Deviation	6,18
Rendimento annualizzato	6,94
Indice di Sharpe	0,80
Indice di Sortino	0,91
Best Month %	4,40
Worst Month %	-4,07
Best Quarter %	4,81
Worst Quarter %	-3,04



# GamaLife MultiInvest - Linea Bilanciata ESG

## Asset Allocation

Data Portafoglio: 28/02/2026



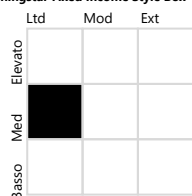
Category	Percentage
Altre Azioni	34,1
Global Flexible Bond - EUR Hedged	19,9
EUR Corporate Bond	12,0
EUR Diversified Bond - Short Term	8,0
Azionari Europa Large-Cap Blend	7,0
Global Corporate Bond - EUR Hedged	6,0
EUR High Yield Bond	6,0
Global Emerging Markets Bond - EUR Hedged	4,0
Global Emerging Markets Equity	3,1
<b>Totale</b>	<b>100,0</b>

## Equity Investment Style

	Valore	Blend	Crescita	Market Cap Breakdown	
Large	7,6	31,5	35,1	Giant	46,92
	2,2	8,7	12,8	Large	31,48
	0,0	1,1	1,0	Mid	19,31
Mid				Small	2,29
Small				Micro	0,00

## Fixed Income Investment Style

Morningstar Fixed Income Style Box™



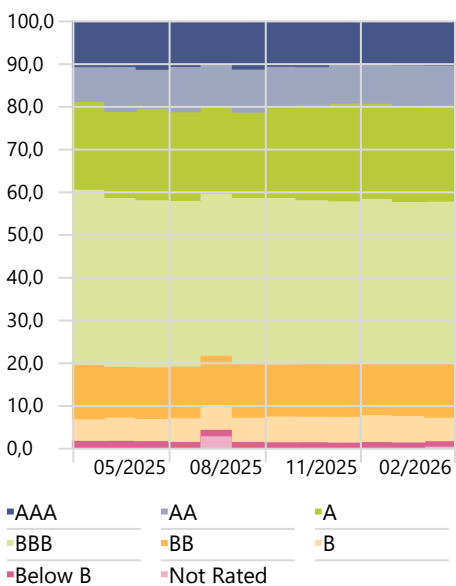
Average Eff Maturity (Yrs)

Qualita' del Credito media

A

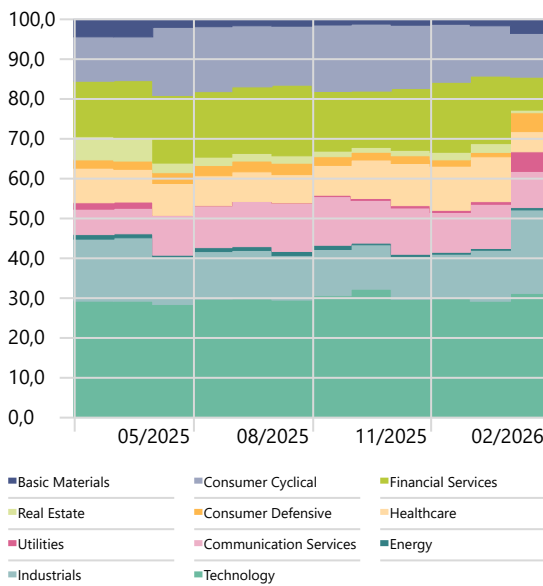
## Qualità del credito

Time Period: 01/03/2025 to 28/02/2026



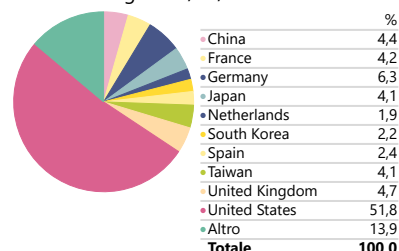
## Settori Equity

Time Period: 01/03/2025 to 28/02/2026



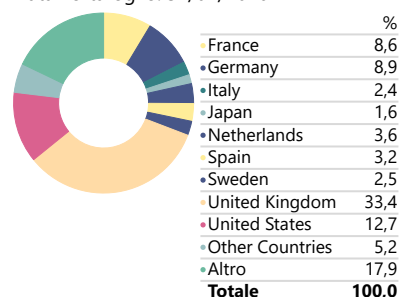
## Equity Country - Top 10

Data Portafoglio: 28/02/2026



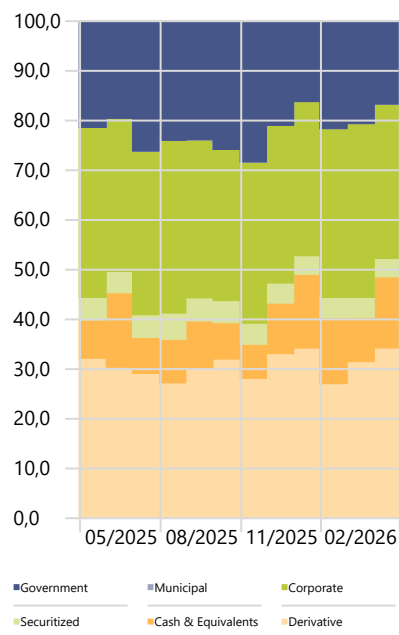
## Fixed Income Country - Top 10

Data Portafoglio: 31/01/2026



## Settori Fixed Income

Time Period: 01/03/2025 to 28/02/2026



# GamaLife

## GamaLife MultInvest - Linea Swing

### Informazioni Generali

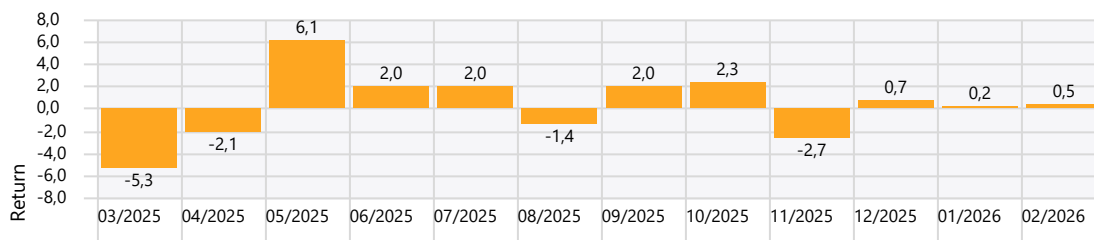
	Peso	Isin	Divisa	Lancio
Schroder ISF Glb Clmt Chg Eq C Acc EUR H	22,18%	LU2276581001	Euro	14/01/2021
UBS (Lux) ES USA Growth \$ EUR H Q-acc	19,83%	LU0508198768	Euro	06/05/2010
Ninety One GSF European Eq I Acc EUR	11,98%	LU0386383433	Euro	29/04/2014
PIMCO GIS Divers Inc Instl EURH Acc	9,96%	IE00B1JC0H05	Euro	14/02/2007
Nordea 1 - Eur HY Sust Str Bond BI EUR	7,98%	LU1927799012	Euro	15/01/2019
DWS Invest ESG Euro Bonds (Short) TFC	7,98%	LU1663869268	Euro	05/12/2017
Vontobel EM Debt HI Hdg EUR	5,98%	LU0926440222	Euro	15/05/2013
R-co Conviction Credit Euro C EUR	4,99%	FR0007008750	Euro	29/12/2000
BSF ESG Fixed Income Strategies A2 EUR	4,98%	LU0438336264	Euro	30/09/2009
RBC Funds (Lux) - EM Eq O EUR Acc	4,15%	LU1662744868	Euro	30/08/2017

### Total Return

Time Period: 30/11/2018 to 28/02/2026



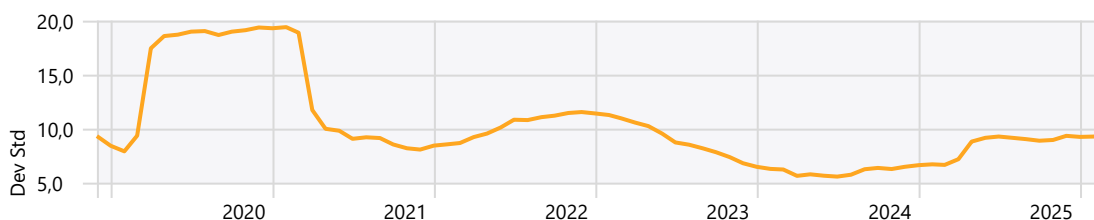
### Rendimento Mensile



	Jan	Feb	Mar	Apr	May	Jun	Jul	Aug	Sep	Oct	Nov	Dec	Year
2026	0,22	0,47											0,70
2025	2,83	-0,63	-5,31	-2,10	6,12	2,05	2,03	-1,41	1,99	2,35	-2,66	0,75	5,62
2024	1,56	3,29	1,94	-1,83	1,28	2,38	-0,40	0,77	0,94	-0,62	3,15	-0,15	12,88
2023	5,34	-1,97	0,51	-0,07	1,01	1,61	1,43	-0,80	-2,02	-1,14	3,84	2,46	10,38
2022	-3,67	-2,58	0,91	-3,16	-1,57	-6,27	5,94	-2,38	-6,28	2,29	4,86	-4,08	-15,65
2021	0,02	1,05	2,61	1,86	0,84	1,74	0,34	1,78	-2,56	3,49	-1,12	2,20	12,81
2020	0,70	-5,25	-10,33	8,43	2,94	1,72	0,89	3,64	-0,87	-1,28	7,56	2,65	9,76
2019	6,44	3,36	3,26	2,68	-3,98	3,79	2,62	-0,27	1,25	-0,06	2,74	1,35	25,35
2018												-7,00	

### Volatilita' 1 anno

Rolling Window: 1 Anno 1 Mese shift



### Statistiche 1 Anno

Orizzonte Temporale: 01/03/2025 to 28/02/2026

Standard Deviation	9,54
Rendimento	4,09
Indice di Sharpe	0,30
Indice di Sortino	0,33
Best Month %	6,12
Worst Month %	-5,31
Best Quarter %	6,02
Worst Quarter %	0,37

### Statistiche 2 Anni

Orizzonte Temporale: 01/03/2024 to 28/02/2026

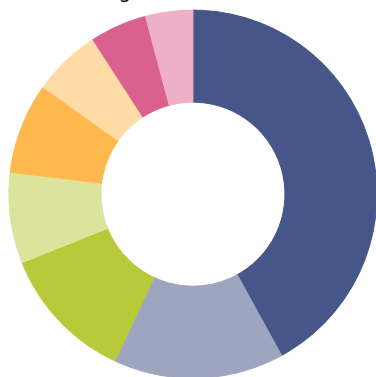
Standard Deviation	8,26
Rendimento annualizzato	6,99
Indice di Sharpe	0,63
Indice di Sortino	0,71
Best Month %	6,12
Worst Month %	-5,31
Best Quarter %	6,02
Worst Quarter %	-3,25



# GamaLife MultInvest - Linea Swing

## Asset Allocation

Data Portafoglio: 28/02/2026



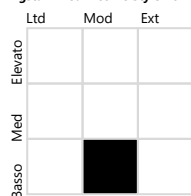
	%
Altre Azioni	42,0
Global Flexible Bond - EUR Hedged	14,9
Azionari Europa Large-Cap Blend	12,0
EUR High Yield Bond	8,0
EUR Diversified Bond - Short Term	8,0
Global Emerging Markets Bond - EUR Hedged	6,0
EUR Corporate Bond	5,0
Global Emerging Markets Equity	4,1
<b>Totale</b>	<b>100,0</b>

## Equity Investment Style

	Valore	Blend	Crescita	Market Cap Breakdown	
Large	7,1	43,8	28,4	Giant	48,17
	4,0	9,5	5,2	Large	31,18
	0,0	1,2	0,8	Mid	18,67
Mid				Small	1,99
Small				Micro	0,00

## Fixed Income Investment Style

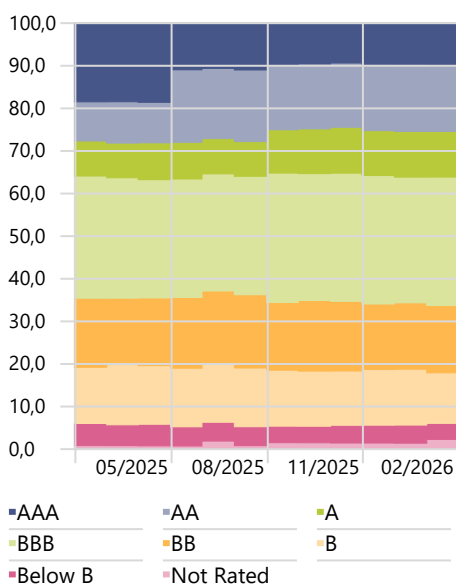
Morningstar Fixed Income Style Box™



Average Eff Maturity (Yrs) A  
Qualita' del Credito media

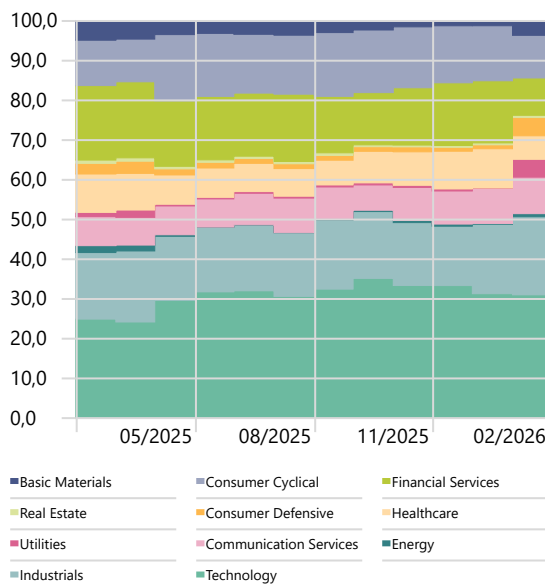
## Qualità del credito

Time Period: 01/03/2025 to 28/02/2026



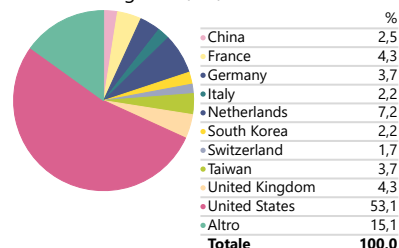
## Settori Equity

Time Period: 01/03/2025 to 28/02/2026



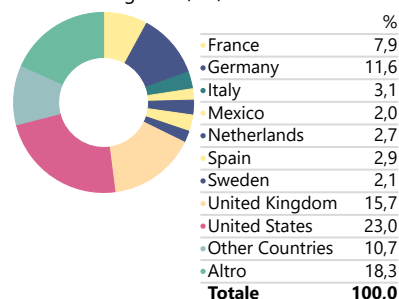
## Equity Country - Top 10

Data Portafoglio: 31/01/2026



## Fixed Income Country - Top 10

Data Portafoglio: 31/01/2026



## Settori Fixed Income

Time Period: 01/03/2025 to 28/02/2026

